

Application of Artificial Intelligence in Continuous Blood Glucose Monitoring Techniques and Management of Diabetes: A Review

Engr. Ifenze Ogochukwu Militus

Department of Biomedical Engineering Federal University of Allied Health Science, Enugu,
Nigeria

Department of Biomedical Engineering Federal University of Technology, Owerri, Imo State,
Nigeria

Prof. G. I. Ndubuka

Department of Biomedical Engineering Federal University of Technology, Owerri, Imo State,
Nigeria

Engr. Dr. K. I. Nkuma-Udah

Department of Biomedical Engineering Federal University of Technology, Owerri, Imo State,
Nigeria

Engr. Dr. E. Mbonu

Department of Mechatronics, Federal University of Technology, Owerri, Imo State, Nigeria.

doi: <https://doi.org/10.37745/ejbmsr.2013/vol12n16392>

Published August 05, 2024

Citation: Militus I.O., Ndubuka G.I., Nkuma-Udah K.I., and Mbonu E. (2024) Application of Artificial Intelligence in Continuous Blood Glucose Monitoring Techniques and Management of Diabetes: A Review, *European Journal of Biology and Medical Science Research*, Vol.12, No.1, pp.,63-92

Abstract: *Emerging technologies and control systems revolutionized healthcare services which is very evident in self-management of diabetes mellitus by integrating continuous glucose monitors (CGMs), insulin pumps, and hybrid closed-loop systems, which significantly improve glycemic control and reduce hypoglycemia risk. In diabetes management, artificial intelligence (AI) technologies are used for three primary application which are closed-loop control algorithms, glucose prediction through continuous glucose monitoring (CGM) biosensors and AI algorithms, and the calibration of CGM biosensors with the assistance of AI algorithms. Integration of AI technologies into diabetes care supports better clinical outcomes, thereby reducing administrative burden and costs associated with diabetes management. Continuous Glucose Monitoring (CGM) systems, which plays vital role for immediate glucose data delivery, have shown effectiveness in improving diabetes management by reducing HbA1c levels and empowering self-care skills. This has nurtured an increased sense of confidence among patients in managing their medical condition. However, the successful adoption of these technologies requires substantial support from healthcare professionals and family members to ensure adherence and effective use, especially considering*

factors like family income, educational background, and technological proficiency. In spite of all the research advancements made continuous glucose monitoring (CGM) technologies are still evolving towards compactness, flexibility, sustained functionality, calibration-free operation, and closed-loop systems and free energy harvestability for prolong operation life.

Keywords: diabetes mellitus, artificial intelligence, continuous glucose monitoring, biosensors, hypoglycemia.

INTRODUCTION

According to International Diabetes Federation projection, by 2045, 1 in 8 adults, approximately 783 million, will be living with diabetes, which is an increase of 46%, where 90% of people with diabetes have type 2 diabetes, which is driven by socio-economic, demographic, environmental, and genetic factors (Dutta et al. 2024; IDF 2021; Mbithi, Nguka, and Wanjau 2021). Similarly, Nigeria like other nations of the world is currently experiencing an increase in the prevalence of Type 2 Diabetes (T2D) and other non-communicable diseases (NCD). The International Diabetes Federation (IDF) projection is that the number of T2D cases in Nigeria, will rise from 3.6 million in 2021 to nearly 5 million by 2045 (Arueyingho et al. 2024). Diabetes Mellitus is a long-term chronic metabolic disease condition arises when pancreas fails to produce sufficient insulin or when the body struggles to utilize the insulin it creates. Insulin is a hormone whose function regulate sugar levels in the blood system. High blood glucose or elevated blood sugar also known as Hyperglycemia, is a common effect of unmanaged diabetes and eventually results in significant harm to various systems within the body, particularly the heart, blood vessels, eyes, kidneys, and nerves over time (Sahid, Babar, and Uddin 2024). According to International Diabetes Federation fact sheet, reports that 10.5% of the adult population (20-79 years) has diabetes, with almost half unaware that they are living with the condition (IDF 2021). The projected proliferation in the global diabetic population is expected to reach close to 439 million adults (Jin et al. 2023), with an overall global economic burden is projected to rise from U.S. \$1.3 trillion (95% CI 1.3–1.4) in 2015 to \$2.2 trillion (2.2–2.3) in the baseline, \$2.5 trillion (2.4–2.6) in the historical trends, and \$2.1 trillion (2.1–2.2) in the target scenarios by the year 2030. This increase in costs as a percentage of global GDP is anticipated to go from 1.8% (1.7–1.9) in 2015 to a peak of 2.2% (2.1–2.2) (Bommer et al. 2018). It is anticipated that surge in prevalence of Diabetes Mellitus (DM) points to an estimated 578 million individuals being impacted by the year 2030, with a projected escalation to 700 million by 2045, thus, the regulation of glucose levels in individuals with diabetes is crucial (Di Filippo et al. 2023). Traditional blood glucose monitoring entails the utilization of standard capillary blood glucose testing through a finger puncture (ElSayed et al. 2024; Jin et al. 2023; Mohanram and Shirly Edward 2021). Despite this, the method fails to promptly acknowledge the importance of glycemic functions. The advancement towards continuous glucose monitoring (CGM) has turned into a field of active exploration, heavily dependent on technical advancements that have been refined over numerous years (ElSayed et al. 2024; Jin et al. 2023).

Continuous glucose monitoring (CGM) devices, operating based on this principle, utilize a glucose-oxidase-doped platinum electrode inserted into the subcutaneous tissue to initiate and promote glucose oxidation. Consequently, the production of gluconolactone, hydrogen peroxide, and an electric current signal occurs as a result of this process, ultimately being transformed into a glucose concentration after a calibration process that includes a small number of self-monitoring of blood glucose (SMBG) samples gathered by the individual (Cappon et al. 2019). Continuous glucose monitoring (CGM) devices, operating based on this principle, utilize a glucose-oxidase-doped platinum electrode inserted into the subcutaneous tissue to initiate and promote glucose oxidation. Consequently, the production of gluconolactone, hydrogen peroxide, and an electric current signal occurs as a result of this process, ultimately being transformed into a glucose concentration after a calibration process that includes a small number of self-monitoring of blood glucose (SMBG) samples gathered by the individual (Ahmed et al. 2022; Avari et al. 2023; Lei et al. 2023).

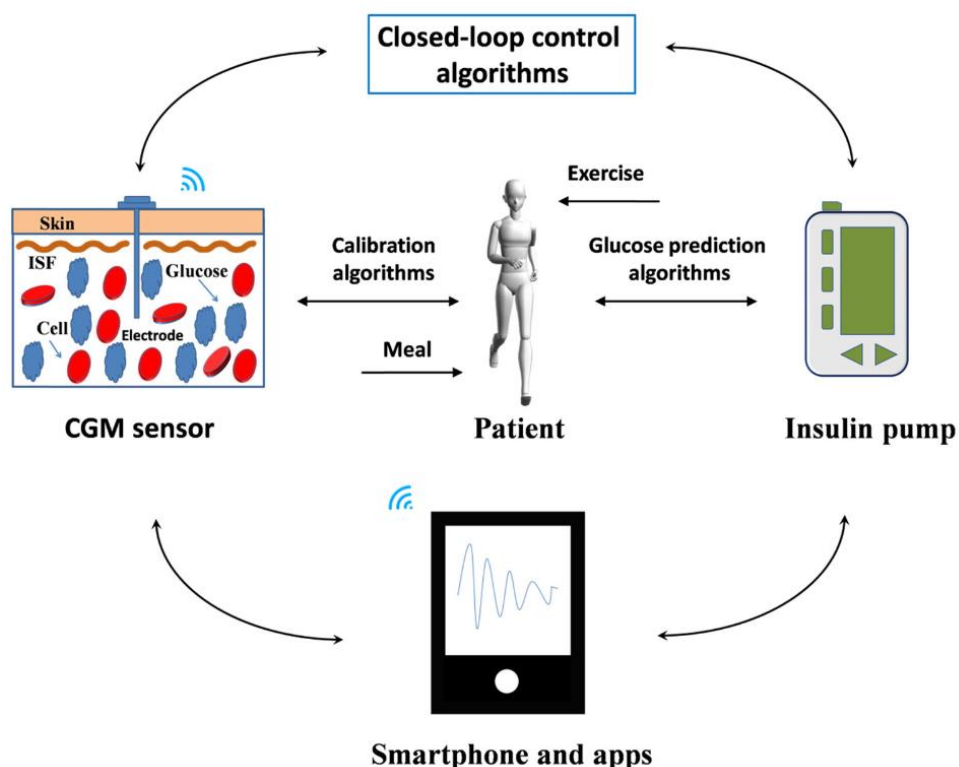


Figure 1.0: Artificial Intelligence Algorithm Application in the field of diabetes management. Continuous glucose monitoring (CGM) and interstitial fluid (ISF) are among the key technologies utilized in this area (Jin et al. 2023).

The Historical Development of Continuous Glucose Monitoring (CGM) Sensors.

A typical Continuous Glucose Monitoring (CGM) system, comprises of glucose recognition biosensor, a physical or chemical transducing circuitry, a wireless transmission and receiver elements. The glucose recognition element displays remarkable specificity for glucose and plays a key role in the efficiency of CGM. The primary purpose of transducer component is to convert glucose levels into a measurable analytical signal. Ideally, this signal is transmitted wirelessly to a receiver, and may appear as a mobile application or a designated handheld device that includes specific algorithms for monitoring glucose levels or an insulin delivery tool. Depending on the nature of the transducer component, CGM systems can be classified into electrochemical sensors and optical sensors (Abubeker et al. 2024; Jin et al. 2023).

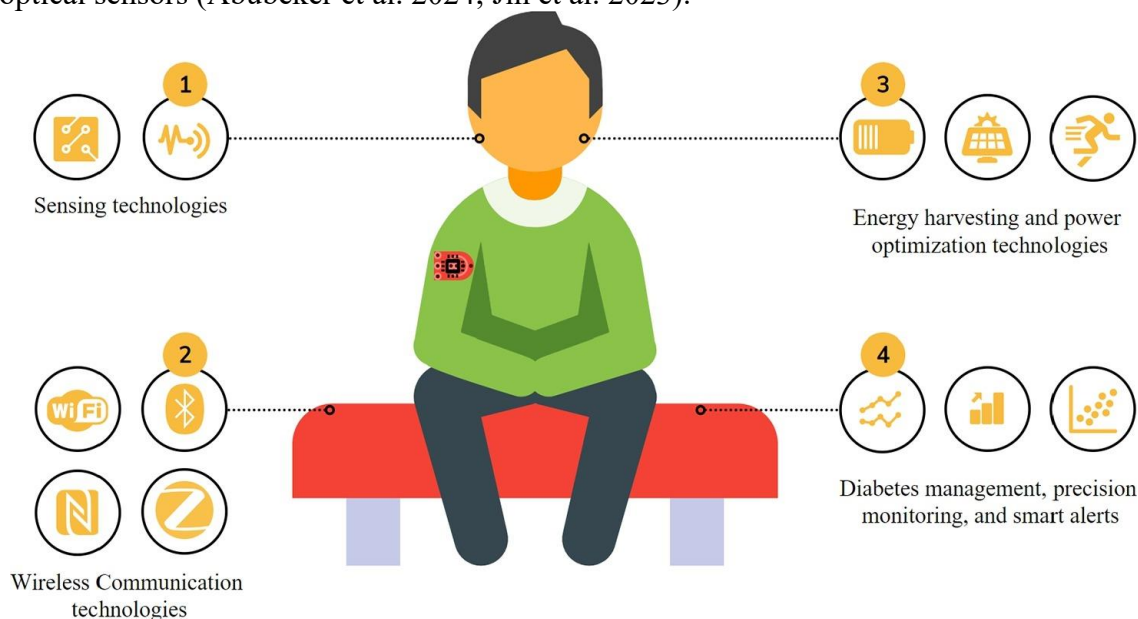
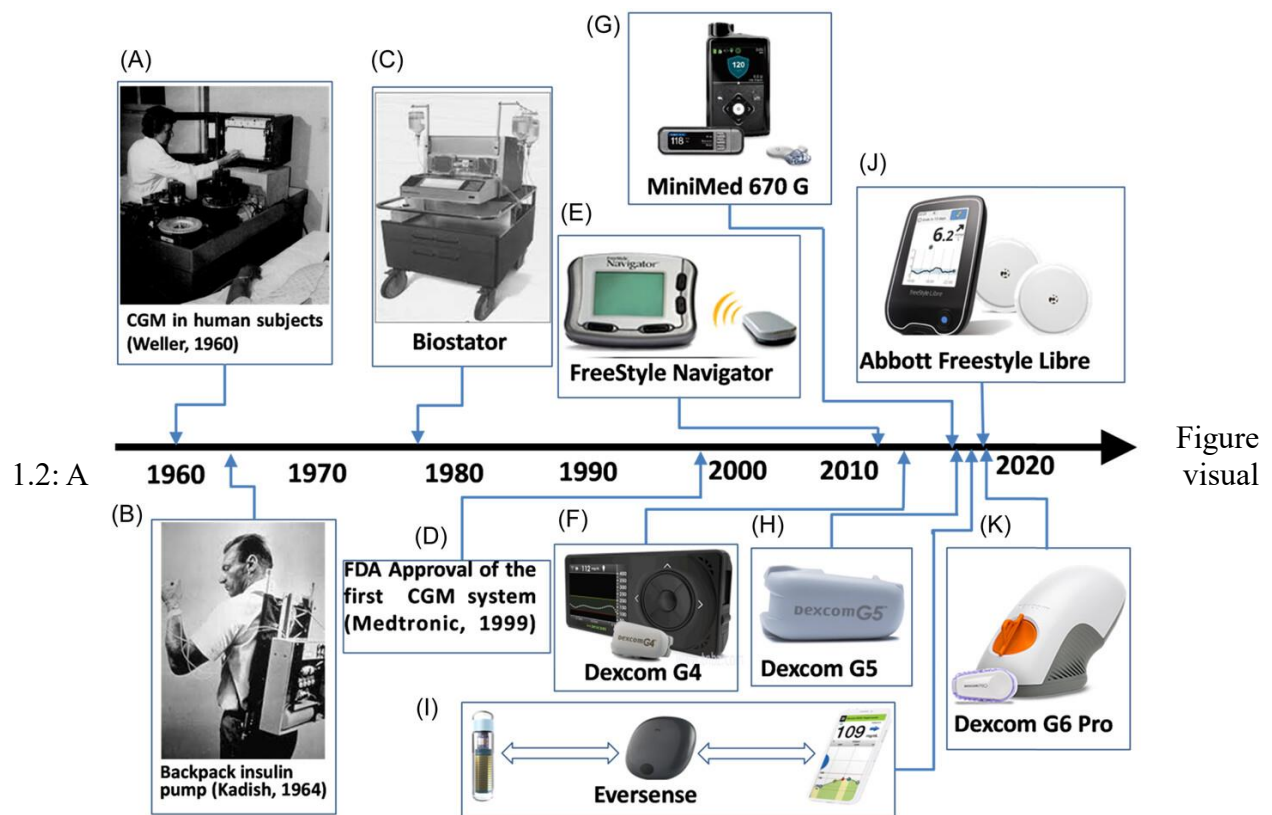


Figure 1.1: A conceptual diagram illustrating various research areas in wearable devices, including sensing technology, energy management, communications, and data analysis (Mansour, Saeed Darweesh, and Soltan 2024).

The initial CGM prototypes were developed in 1999, with the first professional CGM system approved by the FDA for retrospective data analysis. Despite its limitations, the system lacked accuracy and was compared to precise BG concentration values collected in hospitals using advanced medical instruments. Over the past decade, manufacturers of CGM devices have made significant efforts to address accuracy issues in their initial models (Cappon et al. 2019; Yoo and Kim 2023). The Medtronic Enlite Continuous Glucose Monitoring (CGM) system was the

Publication of the European Centre for Research Training and Development -UK

pioneering next-generation product with a Mean Absolute Relative Difference (MARD) of 13.6% and a wear time of up to 6 days. This device also improved sensor comfort through size and weight reduction, was waterproof, and had the capability to store BG data for up to 10 hours in case of connection loss between receiver and transmitter(Almurashi, Rodriguez, and Garg 2023; Yoo and Kim 2023).



depiction of the Continuous Glucose Monitoring (CGM) system over different time periods (Jin et al. 2023).

Blood Glucose Monitoring Techniques

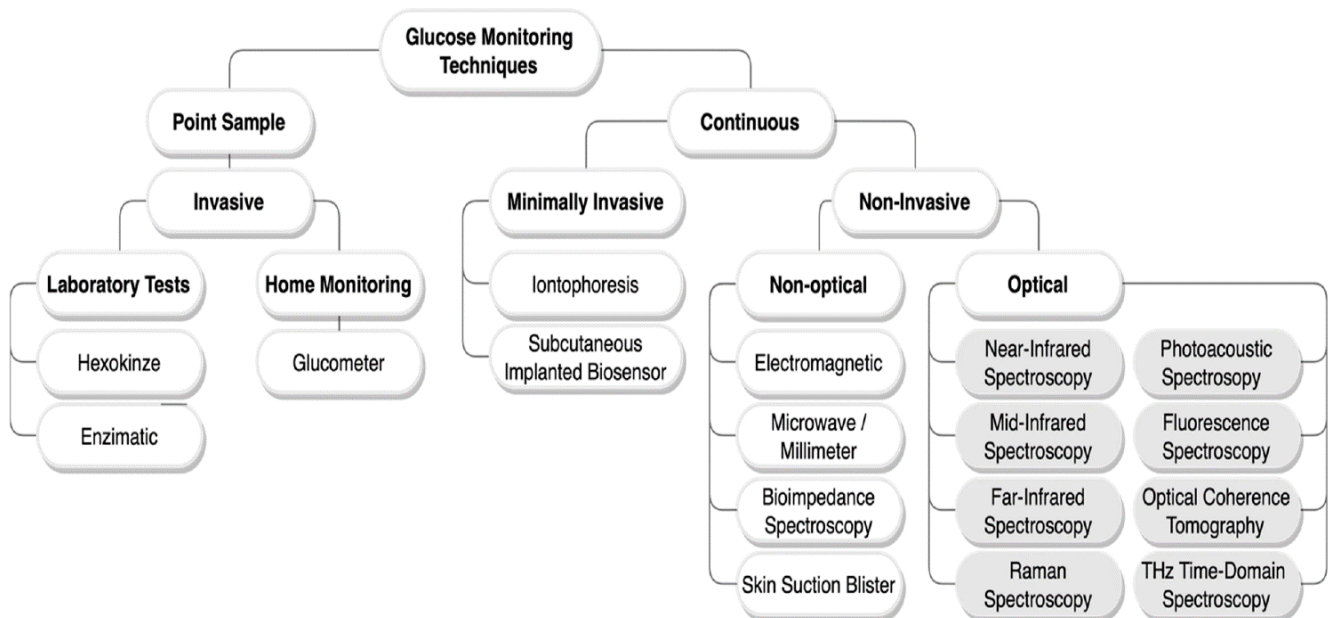


Figure 2.0: An Overview of different Techniques for measuring Blood Glucose levels (Alsunaidi et al. 2021).

Various techniques have been proposed for blood glucose detection, encompassing invasive, minimally invasive, and non-invasive approaches:

Invasive Blood Glucose Monitoring Technique:

The invasive techniques represent the benchmark and widely utilized for blood glucose monitor (Alsunaidi et al. 2021; Gonzales, Mobashsher, and Abbosh 2019). Home Inversive Glucose Monitoring devices involve collecting a sample of capillary blood by breaking the skin barrier at the subject's finger with a sharp lancing device (Shang et al. 2022). Whilst these methods deliver precise measurements, they are constrained by a range of limitations such as discomfort, increased risk of infection, reliance on expensive blood glucose testing materials, and diminished accuracy with prolonged use (Karon et al. 2008; Tang et al. 2020; Wu et al. 2023). Current conventional devices, like self-monitoring blood glucose (SMBG) devices, commonly referred to as glucometers, continuous-glucose-monitoring (CGM) devices, adhere to invasive and minimally invasive techniques, respectively (Ahmed et al. 2022; Ajjan et al. 2018; Tang et al. 2020; Wu et al. 2023). This technique of finger pricking is considered inadequate when juxtaposed with Continuous Glucose Monitoring (CGM) since it mandates frequent checks by the individual throughout the day, as opposed to at regular intervals (Jin et al. 2023; Porumb et al. 2020; Xue et al. 2022).

Minimal Invasive Blood Glucose Monitoring Technique:

Glucose sensing through minimally invasive methods involves the use of microneedles that are inserted into the skin at sites where the interstitial fluid is present (Xue et al. 2022). The attention towards microneedles (MNs) has significantly increased in recent years owing to their micron-scale dimensions and low invasiveness. Microneedles (MNs) have found extensive applications in extraction of biofluids, detection of bacteria, transdermal sensing, and drug delivery through the skin for a range of medical conditions such as diabetes. Specifically, Microneedles are widely utilized in the sampling of interstitial fluid (ISF) and the measurement of distinct biomarkers for the purposes of diagnosing, predicting outcomes, and treating diseases, primarily due to the painless nature of the procedure and the favorable level of patient adherence (Y. Wang, Wu, and Lei 2023). The technology has ability to remain stationary over extended periods, ranging from days to months, during the process of repeatedly measuring glucose levels. During the last twenty years, minimal invasive glucose monitoring devices have been introduced to various global markets and act as the cornerstone for advanced wearable continuous glucose monitoring (CGM) platforms (Samant et al. 2020; Shang et al. 2022; Zeng et al. 2023).

Non-Invasive (NI) Blood Glucose Monitoring Technique:

Non-invasive blood glucose monitoring aims to guarantee a pain-free and comfortable experience during the process of glucose measurement. This approach can be classified based on the specific glucose sensing technique utilized. In non-invasive glucose monitoring method, the key sensing techniques involve electrochemical and electromagnetic-based approaches. For the electrochemical non-invasive glucose sensors, analysis is carried out on specimens such as saliva, tear drops, or exhaled breath. While, electromagnetic techniques are based on the interaction between electromagnetic waves and the human body. The wavelengths employed in these methodologies range from the meter-range (utilizing impedance spectroscopy) to the millimeter-range (employing microwaves) up to the nanometer-range (utilizing optical frequencies) (Kang et al. 2024; Nooshnab et al. 2024; Di Filippo et al. 2023; Wu et al. 2023; Xue et al. 2022; Gonzales et al. 2019). The noninvasive assessment of blood glucose is essential for enabling continuous glucose monitoring within smart healthcare systems. Achieving accurate glucose predictions poses a significant challenge in the realm of non-invasive measurements (Agrawal et al. 2023).

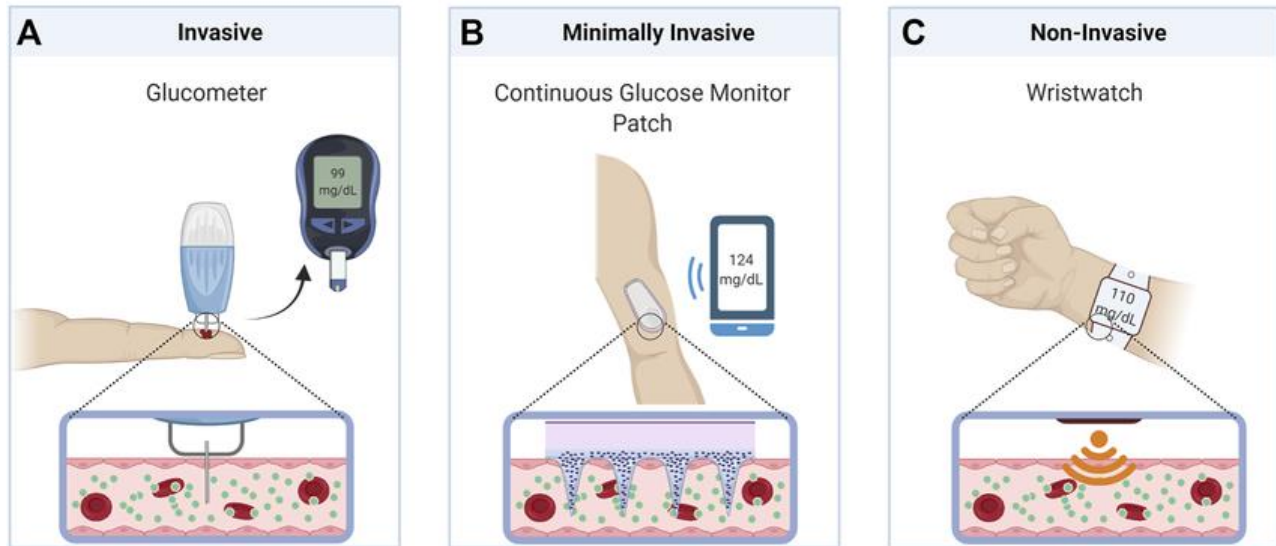


Figure 2.1: Blood Glucose Levels Monitoring systems (A) Invasive Glucometer, (B) Minimally Invasive Continuous Glucose Monitoring Patch, and (C) Non-Invasive Wristwatch (Todaro et al. 2022).

Several studies in the past have focused on glucose measurement, exploring invasive, noninvasive, and minimally invasive techniques. Numerous trials have been conducted for continuous glucose monitoring through non-invasive methods, principally optical or non-optical. Optical techniques like Raman Spectroscopy, NIR spectroscopy, and PPG are the most frequent (Agrawal et al. 2023; Laha et al. 2022). The measured glucose levels are strongly influenced by numerous factors, among the most serious problems are clinical ‘outliers’, where the Point-Of-Care glucose measurement is misleading, leading to clinical errors and patient harm (Hellman 2015). Studies on continuous glucose monitoring sensors revealed a potential influence of decreased blood circulation during sleep and pressure from sensor readings. (Elian et al. 2023). Amidst different Body Mass Index (BMI) categories, the dimensions of subcutaneous adipose tissue may influence the precision of Continuous Glucose Monitoring (CGM) readings, while the compatibility of sensors with the body can be a critical factor in discerning variations among different abdominal locations (Agrawal et al. 2023; Elian et al. 2023). Traditional methods for monitoring level of blood glucose are more invasive and requires whole blood, plasma, or serum for analysis. Recently, there are significant focus on research concerning minimally invasive and non-invasive devices for blood glucose monitoring. These cutting-edge devices have the capability to assess blood glucose levels with minimal discomfort, pain, or invasiveness typically associated with standard blood glucose measurement techniques. Minimally invasive devices, like Continuous Glucose Monitors (CGMs), extract interstitial fluid to determine blood glucose levels, while non-invasive

devices utilize technologies such as spectroscopy to measure blood glucose on the body's surface without the requirement of a needle prick (Mittal et al. 2024).

Comparison of Current and Future Continuous Glucose Monitoring Systems

During the process of regulating the concentration of blood glucose within a stable range, the employment of a screening tool to track glucose levels in the bloodstream is recognized as an essential instrument for overseeing blood glucose levels and keeping them within a moderately normal range (Zheng et al. 2018; Xue et al. 2022). The Ames Reflectance Meter, developed by Tom Clemens in 1969, is considered the first blood glucose meter. This meter enable diabetic individuals to independently monitor their blood glucose levels, this device measures the intensity of blue light using a needle. The light is reflected off a Dextrostix paper strip and is converted into numerical values that signify glucose levels, depending on the varying exposure levels of the Dextrostix (Kokila et al. 2020; Rajendran and Rayman 2014; Salam et al. 2016; Tonyushkina and Nichols 2009). In 1974, Boehringer Mannheim released the first portable blood glucose meter in the world called Reflomat which was designed for healthcare professionals office and requires only a small amount of blood (Hirsch 2018; Roche 2023; Yamada 2011). Advancements have been made in the development of an enzymatic electrode strip at Cranford University and Oxford University in the United Kingdom. In 1990, a fourth glucose meter was created with a sample size range of 30µl to 0.3µl and a reduced test time of 2 minutes (Moodley et al. 2015). However, all the aforementioned equipment necessitates the extraction of a blood sample, and the processing of this extraction involves actions such as fingertip pricking, ear pricking, exsanguinating, and so on. Monitoring blood glucose levels continuously requires frequent measurements, usually more than four times a day (Zheng et al. 2018). Hence, frequent extraction of blood and the documentation of glucose levels are the most reliable approaches for assessing glucose levels in individuals with diabetes or pre-diabetes, but nevertheless, frequent skin pricking is not only unpleasant but also inconvenient and can lead to skin infection (Mathew, Zubair, and Tadi 2024; Todd et al. 2017). Indeed, skin puncture can cause irritation and may yield inaccurate results in the presence of changes in the body's condition or the ambient temperature (Xue et al. 2022; Zheng et al. 2018) The extraction of blood samples through skin pricking poses risks like inaccuracy, infection, inconvenience, and discomfort for individuals. Thus, precise, secure, convenient, and comfortable techniques for assessing blood glucose levels are imperative (Krlęza et al. 2015; WHO 2010; Xue et al. 2022).

Artificial Intelligence (AI) Technologies Applied in Continuous Glucose Monitoring (CGM) Biosensors

Healthcare industry is presently undergoing a significant shift towards digital health technology, propelled by a growing demand for immediate and continuous health monitoring as well as disease diagnosis (Amjad, Kordel, and Fernandes 2023; Junaid et al. 2022; Kulkov et al. 2023; Paul et al. 2023; Stoumpos, Kitsios, and Talias 2023). The rising prevalence of chronic diseases such as

diabetes and its complications like cardiovascular conditions, renal dysfunction, stroke etc, alongside an aging population, has heightened the need for remote and continuous health monitoring (Harris et al. 2021; Ravender et al. 2024; Sun and Li 2023). Accordingly, a surge has been observed in the development of wearable sensors that leverage artificial intelligence (AI) technology, enabling the retrieval, assessment, and real-time delivery of health data to medical professionals, thereby expediting decision-making based on patient information (Junaid et al. 2022; Yelne et al. 2023; Trinanda Putra et al. 2024). Thus, wearable sensors have become more and more popular because of their capacity to provide a non-intrusive and user-friendly approach to monitoring patient well-being (Kazanskiy, Khonina, and Butt 2024; Nguyen et al. 2024; Shajari et al. 2023; X. Wang et al. 2023).

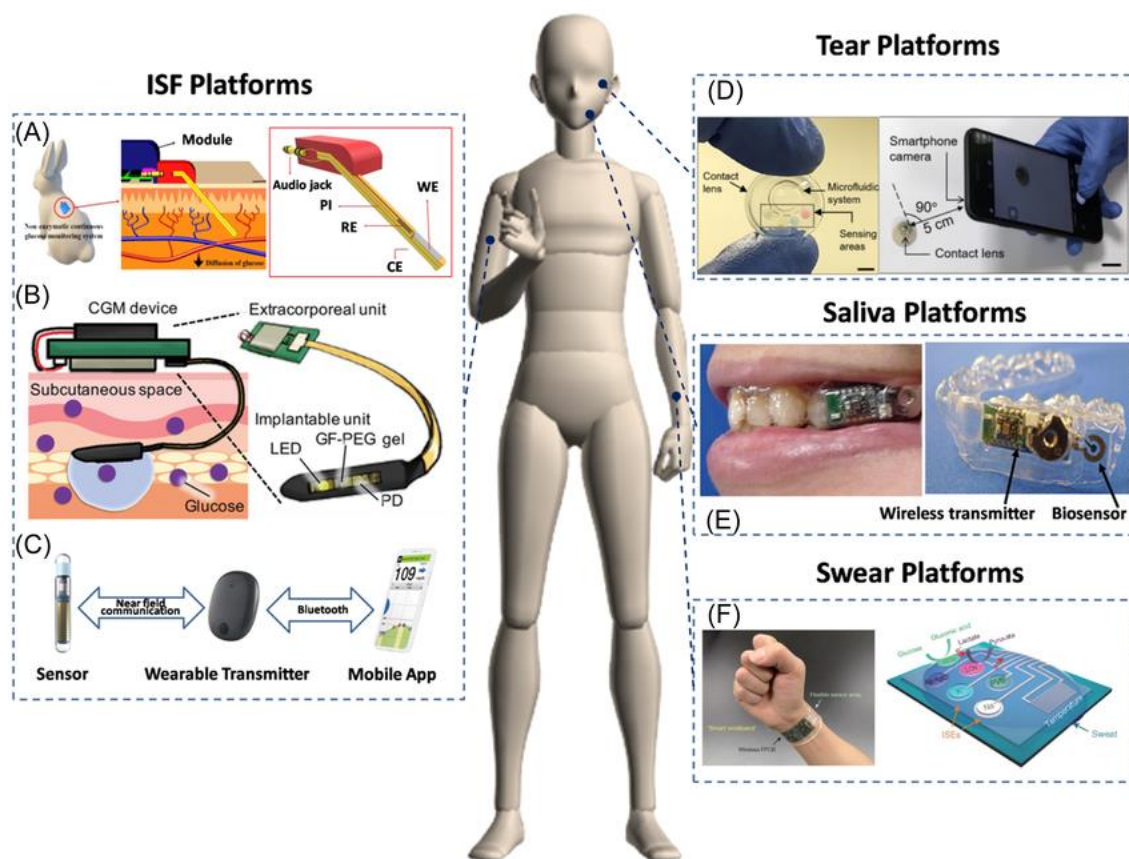


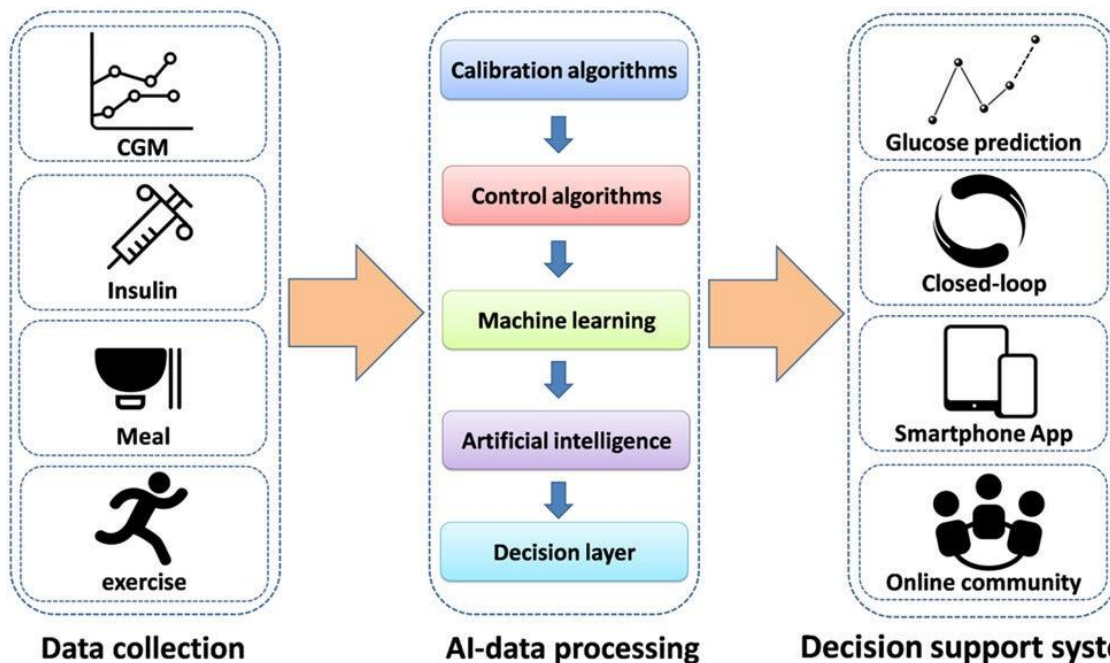
Figure 3.0:

Illustrative instances of wearable Continuous Glucose Monitoring (CGM) biosensors. (A) An electrochemical nonenzymatic CGM system. (B) A fluorescence-based CGM biosensor. (C) Commercialized Senseonics CGM sensor. (D) A contact lens biosensor for real-time glucose monitoring. (E) A wearable mouthguard CGM biosensor. (F) A smart wristband for monitoring glucose in sweat (Jin et al. 2023).

There has been an increasing presence of Artificial Intelligence with the aim of enhancing the efficiency of Continuous Glucose Monitoring biosensors in the last decade (Jin et al. 2023; C.

Wang et al. 2023; Mansour et al. 2024). The recommendation by American Diabetes Association is to employ AI not only as a replacement for traditional screening methods, but also for the detection of mild diabetic retinopathy and diabetic macular edema (Rajesh et al. 2023; Lam et al. 2024). Among the AI algorithms commonly used in diabetes care are the support vector machine, artificial neural networks (ANNs), supervised machine learning (SML), and principal component analysis algorithms (Li et al. 2020; Arora et al. 2023; Guan et al. 2023). The incorporation of machine learning within continuous glucose monitoring (CGM) has showcased its potential in various diabetes management scenarios such as calibration, decision support systems, closed-loop control, patient self-management tools, and automated retinal screening (Anjum, Saher, and Saeed 2024; Contreras and Vehi 2018; Marik and Darbari 2022; Medanki et al. 2024; Tyler and Jacobs 2020). Our primary focus remains on closed-loop control, decision support systems, and calibration utilizing artificial intelligence techniques.

Figure 3.1: A Schematic representation of continuous glucose level monitoring system incorporating artificial intelligence in diabetes management (Jin et al. 2023).



Prediction of Glucose Levels Using Continuous Glucose Monitoring (CGM) Biosensors and Artificial Intelligence (AI) Algorithms.

Artificial Intelligence deployed in Continuous Glucose Monitoring (CGM) is a decision support system typically for analytical tool that employs data gathered through CGM biosensors to give personalized recommendations to patients (Ahmed et al. 2023; Jin et al. 2023; Vettoretti et al. 2020). The prediction of glucose levels plays a vital role in decision support systems for diabetes management. Balancing the risks associated with hyperglycemia and the immediate perils of hypoglycemia is crucial in the management of glycemic control (Duckworth et al. 2024; Sugandh et al. 2023). Application of CGM is instrumental in preserving glycemic control and supporting the prediction of glucose levels, which in turn helps to prevent hypoglycemic and hyperglycemic episodes. The combination of AI algorithms with CGM biosensors serves to bridge the gap between data collection and analysis, resulting in enhanced precision in therapeutic interventions (Gandhi et al. 2011; Jin et al. 2023; Porumb et al. 2020; Zhu et al. 2022). For example, a machine learning algorithm rooted in statistical machine learning (SML) principles, was introduced by Marcus et al to leverage continuous glucose monitoring (CGM) biosensor data for purpose of scrutinizing the glucose concentrations among a cohort of eleven patients diagnosed with Type 1 Diabetes (T1D) falling within the age range of 18 to 39 years. The team successfully reached a hypoglycemia prediction rate of 64% through the application of the SML algorithm, demonstrating its ability to optimize blood sugar level control (Marcus et al. 2020). Georga et al. introduced a support vector regression (SVR) algorithm aimed at conducting multivariate predictive assessment of subcutaneous glucose levels in patients with Type 1 Diabetes (T1D). The SVR model demonstrates proficiency in addressing nonlinear regression challenges and enhancing the precision of short-term and long-term glucose forecasting (Georga et al. 2013). A real-time prediction Artificial Neural Network (ANN) algorithm was introduced by exclusively training the data originating from the Continuous Glucose Monitoring (CGM) biosensor. The root-mean-square error outcome of the proposed model indicates that the ANN algorithm exhibited superior accuracy compared to the autoregressive model (Bequette 2010; Hamdi et al. 2017; Pérez-Gandía et al. 2010).

Continuous Glucose Monitoring (CGM) Biosensors Calibration Utilizing Artificial Intelligence (AI) Algorithms.

Commercially readily accessible continuous glucose monitoring (CGM) biosensors shows sensitivity towards glucose compound concentration and converts this concentration into electrical signals for purpose of detection of glucose level in the blood system (Ahmed et al. 2022; Chen et al. 2017; Peng et al. 2022; Yoo and Lee 2010). Sequel to this, through a calibration process utilizing data from previous self-monitoring of blood glucose (SMBG), converts the electrical signal into an estimated glucose concentration. During the initial phase, CGM biosensors in the first generation utilized a linear regression function as the calibration model; however, these fundamental techniques proved inadequate in addressing the complex time-dependent relationship between glucose levels and electrical signals crucial for diabetes management. As a result,

consistent calibration using SMBG data is crucial to uphold the accuracy of the CGM biosensor (Acciaroli et al. 2018; Rossetti et al. 2010; Vettoretti et al. 2020; Yadav, Singh, and Dubey 2022). Calibration algorithms have potential to worsen the inaccuracies of Continuous Glucose Monitoring (CGM) biosensors, thereby increasing risk of dangerous hyper-/hypoglycemia forecasts. In response to these challenges, a plethora of machine-learning algorithms have been developed in the past decade (Gadaleta et al. 2019; Signal et al. 2012; Zahedani et al. 2023). Acciaroli and colleagues for instance, proposed a calibration algorithm that is founded on a Bayesian multiple-day model for subcutaneous glucose sensors. The effectiveness of this algorithm is evidenced by decreased calibration frequency from 2 to 0.25 day⁻¹, as well as enhanced accuracy achieved through reduction of the mean absolute relative difference (MARD) from 12.83% to 11.62% (Acciaroli et al. 2018). In the work of Vettoretti et al., they introduced a retrospective fitting algorithm which relies on constrained deconvolution for calculating outcome metrics in clinical settings. Additionally, this recommended retrofitting algorithm has capability of enhancing precision of CGM biosensor estimations (Vettoretti et al. 2020). Lee et al. (2017) introduced a methodology that requires the use of historical data to personalize calibration parameters of continuous glucose monitoring (CGM) biosensors, by adjusting the slope and intercept of the curve, and modifying the mean reference error and sensitivity drift curve, to improve precision. The initial week marked a substantial enhancement in the CGM biosensor's performance by 25%, while also achieving a 27% reduction in the Mean Absolute Relative Difference (MARD). The application of machine learning methods not only improves the effectiveness of electrochemical CGM biosensors but also suggests potential utility in noninvasive optical CGM biosensors (Jin et al. 2023; Li et al. 2020; Xue et al. 2022). Trained domain knowledge clustering technique and the AdaBoost algorithm was deployed for the purpose of executing personalized calibration for the glucose monitoring system, leading to the achievement of a final MARD of less than 7.3%. The progression in calibration algorithms is driving the focus of next generation of CGM biosensors towards either factory-calibrated systems or calibration-free solutions. One such case is the FreeStyle Libre, a factory-calibrated CGM biosensor that is capable of operating without the need for finger sticks for a maximum of 14 days. Likewise, the upcoming Dexcom CGM biosensor has the ability to adopt a calibration-free methodology through the utilization of an online Bayesian calibration algorithm (Chan et al. 2022; Klyve et al. 2023; Tomani et al. 2023).

Artificial Intelligence (AI) Algorithms for closed-loop control

Closed-loop control systems, commonly known as artificial pancreas systems, have revolutionized the management of Type 1 Diabetes (T1D) by automating insulin delivery and reducing the need for constant dosing decisions. These systems comprise three essential components: a Continuous Glucose Monitor (CGM) for real-time glucose monitoring, a control algorithm for supervising insulin delivery, and an insulin pump for constant infusion (Almurashi et al. 2023; Fuchs and Hovorka 2020; Lakshman, Boughton, and Hovorka 2023; Templer 2022). The concept of closed-

loop glucose regulation dates back to the 1960s, but it was not until 2016 that the first fully integrated commercial system, the MiniMed 670G, was approved for T1D management (Fuchs and Hovorka 2020; Lakshman et al. 2023; Templer 2022). The importance of control algorithm is evident in its responsibility of analyzing continuous glucose monitoring (CGM) data for purpose of making essential adjustments to insulin administration, with the objective of maintaining blood sugar levels within a designated range. Multiple hybrid closed-loop systems, such as the MiniMed 780G, Tandem's T slim x2 Control IQ, and Insulet's Omnipod5, have demonstrated significant improvements in glycemic control and overall quality of life for their users (Parise et al. 2023; Pozhar et al. 2023; Reddy, Verma, and Dungan 2000). Multiple clinical trials have shown these systems to improve duration, during which glucose levels are maintained within desired range, lower HbA1c levels, and reduce occurrence of hypoglycemia with no notable safety issues. The integration of sophisticated algorithms, including artificial neural networks and robust control theories, further strengthens the system's capability to adapt to variations among and within patients, thus fostering more consistent glucose management (Lakshman et al. 2023). In spite of these advancements, the challenges persist in ensuring equitable access and the importance of user participation for meal notifications in hybrid systems. Looking ahead, the priority is on building fully closed-loop systems that eliminate necessity for user-triggered insulin boluses and integrating dual-hormone systems with glucagon to mitigate the risks of hypoglycemia. Overall, closed-loop systems indicate a noteworthy improvement in diabetes management, providing physiological and psychosocial benefits to individuals with Type 1 diabetes (Grunberger et al. 2021; Shalit et al. 2023; Wilson et al. 2022). The core framework of a closed-loop control system for insulin therapy comprises three primary elements: a CGM biosensor for glucose measurement, a controller utilizing an algorithm to regulate insulin pump delivery, and an insulin infusion pump for continuous insulin administration (Fuchs and Hovorka 2020; Olçomendy et al. 2022). The control algorithm plays an essential role in closed-loop systems. It can be located in a smartphone as well as incorporated into the insulin pump. Three main traditional types of control algorithms are proportional-integral-derivative (PID), fuzzy logic, and model predictive control (MPC) (Bequette 2012, 2013; Dermawan and Kenichi Purbayanto 2022; Zavitsanou et al. 2016). The PID controller is commonly used as a computational tool in the field of biomedical engineering to control blood glucose levels. Attainment of this is done through the assessment of the variance between the desired setpoint and the current measurement, considering both the current time and past error terms, and integrating the error to optimize insulin delivery (Andrikov and Kurbanov 2023; Arafat and Weiwei 2023; Dubey and Al 2021). However, the performance of the PID controller may face limitations due to the nonlinearities existing in the system. This is the juncture at which fuzzy logic controllers (FLC) can be employed. FLCs integrate expert knowledge to mimic the decision-making process of diabetes specialists, ensuring robust control by managing nonlinearities and uncertainties within the system (Benzian, Ameer, and Rebai 2021; García 2020). For instance, fuzzy Proportional-Integral-Derivative (PID) controllers have exhibited improved effectiveness in various scenarios, such as temperature regulation and motor drive mechanism control. This is

achieved through automated fine-tuning of parameters, leading to improved stability and precision. Furthermore, advanced methodologies such as the fuzzy self-tuning PID (f-SmartPID) enhance control at a more sophisticated level by continuously adjusting controller gains to prevent oscillations and maintain stability in demanding operational conditions. (Sandeep Rao et al. 2021). Model Predictive Control (MPC) algorithms, conversely, employ dynamic predictive models for the purpose of predicting blood glucose levels and accurately modifying insulin administration, thereby providing a proactive strategy for glucose regulation (Aiello, Jaloli, and Cescon 2023; Esna-Ashari et al. 2017; Hajizadeh, Rashid, and Cinar 2019). The integration of fuzzy logic with neural networks and other meta-heuristic algorithms, such as Invasive Weed Optimization (IWO) and Particle Swarm Optimization (PSO), has also been explored to enhance the control of blood glucose levels, demonstrating promising results in terms of settling time, overshoot, and control inputs (Benzian et al. 2021; Dirik 2022; Ghabousian et al. 2024; Melin et al. 2022; Shi and Li 2010). The integration of these sophisticated control strategies holds potential to significantly improve the management of diabetes by furnishing precise, consistent, and adaptable insulin delivery mechanisms. Despite the ongoing progress in the area of closed-loop control algorithms, a number of crucial barriers persist, including the precision of dosing, patient participation, unforeseen variations in glucose levels due to dietary intake and physical activity, patient-specific prediction, and additional elements that need to be resolved in order to improve the efficiency of the closed-loop artificial pancreas system (Berget, Messer, and Forlenza 2019; Mennella et al. 2024). Although the closed-loop system is now commercially accessible for regulating blood glucose levels automatically, the use of an artificial pancreas may still present unreliability and potential challenges for certain individuals (Jin et al. 2023; Mackenzie, Sainsbury, and Wake 2024; Mehmood et al. 2020).

CONCLUSION

Emerging technologies and control systems are revolutionizing healthcare services which is very evident in self-management of diabetes mellitus by integrating continuous glucose monitors (CGMs), insulin pumps, and hybrid closed-loop systems, which significantly improve glycemic control and reduce hypoglycemia risk (Elian et al. 2023; Huang et al. 2023; Klonoff et al. 2021; Svetlova and Gurieva 2023). These advancements, such as sensor-augmented insulin pump therapy, are particularly beneficial for both children and adults with Type 1 diabetes, enhancing their quality of life and glycemic outcomes (Racey et al. 2023). The integration of these technologies into diabetes care not only supports better clinical outcomes but also reduces the administrative burden and costs associated with diabetes management (Jacobsen et al. 2023). Continuous Glucose Monitoring (CGM) systems, acknowledged for their immediate glucose data delivery, have shown effectiveness in improving diabetes management by reducing HbA1c levels and empowering self-care skills. Thus, this nurtures an increased sense of confidence among patients in managing their medical condition (Chaithanya and Sharath 2023). However, the

successful adoption of these technologies requires substantial support from healthcare professionals and family members to ensure adherence and effective use, especially considering factors like family income, educational background, and technological proficiency (Nwokolo and Hovorka 2023; Teo et al. 2023). Despite the promising benefits, there are still barriers to widespread adoption, including the high cost and limited accessibility in low- and middle-income countries, which necessitate equitable access to these technologies (Young, Wong, and Vanderwyk 2023). Additionally, the psychosocial impact of diabetes management technologies, such as reducing diabetes distress and improving mental health, underscores the need for integrated care that includes mental health support (Biswas, Behera, and Madhu 2023). While the current technologies offer significant improvements, they are not without limitations, such as the need for user-initiated actions in hybrid systems and the potential burden on those not technologically fluent (D'Agostin et al. 2022). Therefore, ongoing research and development are essential to optimize these technologies and explore alternative strategies to ensure they meet the diverse needs of all individuals living with diabetes mellitus, ultimately enhancing their self-confidence, motivation, and adherence to treatment regimens. In diabetes management, three primary application of artificial intelligence (AI) technologies are closed-loop control algorithms, glucose prediction through continuous glucose monitoring (CGM) biosensors and AI algorithms, and the calibration of CGM biosensors with the assistance of AI algorithms (Jin et al. 2023; Sadagopan 2023). Primarily, CGM biosensors have the capability to transform provision of healthcare to patients with diabetes through diabetes management and various therapeutic interventions. The primary hinderance to integration of CGM biosensors include the expenses associated with materials (35.3%), lack of accuracy (30.1%), and resistance towards wearing devices on the body (29.7%) (Jin et al. 2023). Despite this, advancements in CGM technologies are evolving towards compactness, flexibility, sustained functionality, calibration-free operation, and closed-loop systems.

Reference

- Abubeker, K. M., Ramani R, Raja Krishnamoorthy, Sreenivasulu Gogula, Baskar S, Sathish Muthu, Girinivasan Chellamuthu, and Kamalraj Subramaniam. 2024. "Internet of Things Enabled Open Source Assisted Real-Time Blood Glucose Monitoring Framework." *Scientific Reports* 14(1):6151. doi: 10.1038/s41598-024-56677-z.
- Acciaroli, Giada, Martina Vettoretti, Andrea Facchinetti, and Giovanni Sparacino. 2018. "Calibration of Minimally Invasive Continuous Glucose Monitoring Sensors: State-of-The-Art and Current Perspectives." *Biosensors* 8(1):24. doi: 10.3390/bios8010024.
- Agrawal, Reeya, Anjan Kumar, Mustafa K. A. Mohammed, and Sangeeta Singh. 2023. "Biomaterial Types, Properties, Medical Applications, and Other Factors: A Recent Review." *Journal of Zhejiang University-SCIENCE A* 24(11):1027–42. doi: 10.1631/jzus.A2200403.

- Ahmed, Arfan, Sarah Aziz, Alaa Abd-alrazaq, Faisal Farooq, Mowafa Househ, and Javaid Sheikh. 2023. "The Effectiveness of Wearable Devices Using Artificial Intelligence for Blood Glucose Level Forecasting or Prediction: Systematic Review." *Journal of Medical Internet Research* 25(1):e40259. doi: 10.2196/40259.
- Ahmed, Israr, Nan Jiang, Xinge Shao, Mohamed Elsherif, Fahad Alam, Ahmed Salih, Haider Butt, and Ali Yetisen. 2022. "Recent Advances in Optical Sensors for Continuous Glucose Monitoring." *Sensors and Diagnostics* 1. doi: 10.1039/D1SD00030F.
- Aiello, Eleonora, Mehrad Jaloli, and Marzia Cescon. 2023. *Model Predictive Control (MPC) of an Artificial Pancreas with Data-Driven Learning of Multi-Step-Ahead Blood Glucose Predictors*.
- Ajjan, Ramzi A., Michael H. Cummings, Peter Jennings, Lalantha Leelarathna, Gerry Rayman, and Emma G. Wilmot. 2018. "Accuracy of Flash Glucose Monitoring and Continuous Glucose Monitoring Technologies: Implications for Clinical Practice." *Diabetes and Vascular Disease Research* 15(3):175–84. doi: 10.1177/1479164118756240.
- Almurashi, Abdulhalim M., Erika Rodriguez, and Satish K. Garg. 2023. "Emerging Diabetes Technologies: Continuous Glucose Monitors/Artificial Pancreases." *Journal of the Indian Institute of Science* 1–26. doi: 10.1007/s41745-022-00348-3.
- Alsunaidi, Bushra, Murad Althobaiti, Mahbubunnabi Tamal, Waleed Albaker, and Ibraheem Al-Naib. 2021. "A Review of Non-Invasive Optical Systems for Continuous Blood Glucose Monitoring." *Sensors* 21:6820. doi: 10.3390/s21206820.
- Amjad, Ayesha, Piotr Kordel, and Gabriela Fernandes. 2023. "A Review on Innovation in Healthcare Sector (Telehealth) through Artificial Intelligence." *Sustainability* 15(8):6655. doi: 10.3390/su15086655.
- Andrikov, Denis, and Sinan Kurbanov. 2023. "Automating the Study of a Linearized Model of Diabetes Mellitus and Tuning a PID Controller for This Model." *Engineering Proceedings* 33(1):42. doi: 10.3390/engproc2023033042.
- Anjum, Madiha, Raazia Saher, and Muhammad Noman Saeed. 2024. "Optimizing Type 2 Diabetes Management: AI-Enhanced Time Series Analysis of Continuous Glucose Monitoring Data for Personalized Dietary Intervention." *PeerJ Computer Science* 10. doi: 10.7717/peerj-cs.1971.
- Arafat, Yunus, and HU Weiwei. 2023. "Development of a Matlab-Based Fuzzy PID Controller and The Simulation." *International Journal of Engineering Continuity* 2:14–26. doi: 10.58291/ijec.v2i1.85.
- Arora, Nidhi, Shilpa Srivastava, Ritu Agarwal, Vandana Mehndiratta, and Aprna Tripathi. 2023. "Diabetes Mellitus Prediction Using Machine Learning within the Scope of a Generic Framework." *Indonesian Journal of Electrical Engineering and Computer Science* 32:1724–35. doi: 10.11591/ijeecs.v32.i3.pp1724-1735.

- Arueyingho, Oritsetimeyin, Jonah Sydney Aprioku, Paul Marshall, and Aisling Ann O’Kane. 2024. “A Quantitative Report on Type 2 Diabetes Care in Port Harcourt: Insights into Socio-Demographic Influences and Design Opportunities (Preprint).”
- Avari, Parizad, Alistair Lumb, Daniel Flanagan, Gerry Rayman, Shivani Misra, Ketan Dhatariya, and Pratik Choudhary. 2023. “Continuous Glucose Monitoring Within Hospital: A Scoping Review and Summary of Guidelines From the Joint British Diabetes Societies for Inpatient Care.” *Journal of Diabetes Science and Technology* 17(3):611–24. doi: 10.1177/19322968221137338.
- Benzian, Salah, Aissa Ameer, and Aissa Rebai. 2021. “Design an Optimal Fractional Order PID Controller Based on New Algorithms and a Fuzzy Logic Controller to Regulate Type 1 Diabetes Patients.” *Journal Européen Des Systèmes Automatisés* 54:381–94. doi: 10.18280/jesa.540301.
- Bequette, B. Wayne. 2010. “Continuous Glucose Monitoring: Real-Time Algorithms for Calibration, Filtering, and Alarms.” *Journal of Diabetes Science and Technology* 4(2):404–18.
- Bequette, B. Wayne. 2012. “Challenges and Recent Progress in the Development of a Closed-Loop Artificial Pancreas.” *Annual Reviews in Control* 36(2):255–66. doi: 10.1016/j.arcontrol.2012.09.007.
- Bequette, B. Wayne. 2013. “Algorithms for a Closed-Loop Artificial Pancreas: The Case for Model Predictive Control.” *Journal of Diabetes Science and Technology*. doi: 10.1177/193229681300700624.
- Berget, Cari, Laurel H. Messer, and Gregory P. Forlenza. 2019. “A Clinical Overview of Insulin Pump Therapy for the Management of Diabetes: Past, Present, and Future of Intensive Therapy.” *Diabetes Spectrum: A Publication of the American Diabetes Association* 32(3):194–204. doi: 10.2337/ds18-0091.
- Biswas, Titas, Biplab Kumar Behera, and Nithar Ranjan Madhu. 2023. “Technology in the Management of Type 1 and Type 2 Diabetes Mellitus: Recent Status and Future Prospects.” Pp. 111–36 in *Advances in Diabetes Research and Management*, edited by R. Noor. Singapore: Springer Nature.
- Bommer, Christian, Vera Sagalova, Esther Heesemann, Jennifer Manne-Goehler, Rifat Atun, Till Bärnighausen, Justine Davies, and Sebastian Vollmer. 2018. “Global Economic Burden of Diabetes in Adults: Projections From 2015 to 2030.” *Diabetes Care* 41(5):963–70. doi: 10.2337/dc17-1962.
- Cappon, Giacomo, Martina Vettoretti, Giovanni Sparacino, and Andrea Facchinetti. 2019. “Continuous Glucose Monitoring Sensors for Diabetes Management: A Review of Technologies and Applications.” *Diabetes & Metabolism Journal* 43(4):383–97. doi: 10.4093/dmj.2019.0121.
- Chaithanya, R., and Kumar D. Shah Sharath. 2023. “Artificial Intelligence Aided Continuous Glucose Monitoring and Its Effectiveness in the Management of Type 2 Diabetes; A

- Narrative Review.” *Journal of Internal Medicine and Emergency Research*. doi: 10.37191/Mapsci-2582-7367-4(1)-056.
- Chan, Patrick P. K., Qiuxia Li, Yinfeng Fang, Linyi Xu, Kairu Li, Honghai Liu, and Daniel S. Yeung. 2022. “Unsupervised Domain Adaptation for Gesture Identification Against Electrode Shift.” *IEEE Transactions on Human-Machine Systems* 52(6):1271–80. doi: 10.1109/THMS.2022.3179956.
- Chen, Cheng, Xue-Ling Zhao, Zhan-Hong Li, Zhi-Gang Zhu, Shao-Hong Qian, and Andrew J. Flewitt. 2017. “Current and Emerging Technology for Continuous Glucose Monitoring.” *Sensors* 17(1):182. doi: 10.3390/s17010182.
- Contreras, Ivan, and Josep Vehi. 2018. “Artificial Intelligence for Diabetes Management and Decision Support: Literature Review.” *Journal of Medical Internet Research* 20(5):e10775. doi: 10.2196/10775.
- D’Agostin, Martina, Cristina Tumminelli, Veronica Grigoletto, Gianluca Tornese, Egidio Barbi, and Elena Faleschini. 2022. “Diabete Hi-Tech.” *Medico e Bambino* 41(8):505–10. doi: 10.53126/MEB41505.
- Dermawan, Doni, and Muhammad Abiyyu Kenichi Purbayanto. 2022. “An Overview of Advancements in Closed-Loop Artificial Pancreas System.” *Heliyon* 8(11):e11648. doi: 10.1016/j.heliyon.2022.e11648.
- Di Filippo, Daria, Frédérique Sunstrum, Jawairia Khan, and Alec Welsh. 2023. “Non-Invasive Glucose Sensing Technologies and Products: A Comprehensive Review for Researchers and Clinicians.” *Sensors* 23(22):9130. doi: 10.3390/s23229130.
- Dirik, Mahmut. 2022. “Type-2 Fuzzy Logic Controller Design Optimization Using the PSO Approach for ECG Prediction.” *Journal of Fuzzy Extension and Applications* (Online First). doi: 10.22105/jfea.2022.333786.1207.
- Dubey, Vandana, and Et Al. 2021. “Comparative Analysis of PID Tuning Techniques for Blood Glucose Level of Diabetic Patient.” *Turkish Journal of Computer and Mathematics Education (TURCOMAT)* 12(11):2948–53. doi: 10.17762/turcomat.v12i11.6332.
- Duckworth, Christopher, Matthew J. Guy, Anitha Kumaran, Aisling Ann O’Kane, Amid Ayobi, Adriane Chapman, Paul Marshall, and Michael Boniface. 2024. “Explainable Machine Learning for Real-Time Hypoglycemia and Hyperglycemia Prediction and Personalized Control Recommendations.” *Journal of Diabetes Science and Technology* 18(1):113–23. doi: 10.1177/19322968221103561.
- Dutta, Anupam, Pranjal Kumar Dutta, Sreemanta Madhab Baruah, Prasanta Dihingia, Arpita Ray, Dattatrey S. Bhat, Sonali Wagle Patki, Pradeep Tiwari, Madhura Deshmukh, Rucha Wagh, Rubina Mulchandani, Tanica Lyngdoh, Sanjeeb Kakati, and Chittaranjan S. Yajnik. 2024. “Non-Autoimmune, Lean Diabetes in Young People from Assam, India Highlights the Role of Undernutrition in Its Aetiology – Phenotyping North East Indian Young Type 2 Diabetes (PHENOINDY-2).”

- Elian, Viviana, Violeta Popovici, Emma-Adriana Ozon, Adina Musuc, Ancuța Fița, Emilia Rusu, Gabriela Radulian, and Dumitru Lupuliasa. 2023. "Current Technologies for Managing Type 1 Diabetes Mellitus and Their Impact on Quality of Life—A Narrative Review." *Life* 13(8):1663. doi: 10.3390/life13081663.
- ElSayed, Nuha A., Grazia Aleppo, Raveendhara R. Bannuru, Dennis Bruemmer, Billy S. Collins, Laya Ekhlaspour, Marisa E. Hilliard, Eric L. Johnson, Kamlesh Khunti, Ildiko Lingvay, Glenn Matfin, Rozalina G. McCoy, Mary Lou Perry, Scott J. Pilla, Sarit Polsky, Priya Prahalad, Richard E. Pratley, Alissa R. Segal, Jane Jeffrie Seley, Elizabeth Selvin, Robert C. Stanton, and Robert A. Gabbay. 2024. "6. Glycemic Goals and Hypoglycemia: Standards of Care in Diabetes—2024 American Diabetes Association Professional Practice Committee." *Diabetes Care* 47(Supplement_1):S111–25. doi: 10.2337/dc24-S006.
- Esna-Ashari, Mojgan, Maryam Zekri, Masood Askari, and Noushin Khalili. 2017. "Predictive Control of the Blood Glucose Level in Type I Diabetic Patient Using Delay Differential Equation Wang Model." *Journal of Medical Signals and Sensors* 7(1):8–20.
- Fuchs, Julia, and Roman Hovorka. 2020. "Closed-Loop Control in Insulin Pumps for Type-1 Diabetes Mellitus: Safety and Efficacy." *Expert Review of Medical Devices* 17(7):707–20. doi: 10.1080/17434440.2020.1784724.
- Gadaleta, Matteo, Andrea Facchinetti, Enrico Grisan, and Michele Rossi. 2019. "Prediction of Adverse Glycemic Events From Continuous Glucose Monitoring Signal." *IEEE Journal of Biomedical and Health Informatics* 23(2):650–59. doi: 10.1109/JBHI.2018.2823763.
- Gandhi, Gunjan Y., Michelle Kovalaske, Yogish Kudva, Kristin Walsh, Mohamed B. Elamin, Melody Beers, Cathy Coyle, Melissa Goalen, Mohammad Safwan Murad, Patricia J. Erwin, Joshua Corpus, Victor M. Montori, and M. Hassan Murad. 2011. "Efficacy of Continuous Glucose Monitoring in Improving Glycemic Control and Reducing Hypoglycemia: A Systematic Review and Meta-Analysis of Randomized Trials." *Journal of Diabetes Science and Technology* 5(4):952. doi: 10.1177/193229681100500419.
- García, Yohn. 2020. "A Self-Tuning PID Controller Design Based on Fuzzy Logic for Nonlinear Chemical Processes."
- Georga, Eleni I., Vasilios C. Protopappas, Diego Ardigò, Michela Marina, Ivana Zavaroni, Demosthenes Polyzos, and Dimitrios I. Fotiadis. 2013. "Multivariate Prediction of Subcutaneous Glucose Concentration in Type 1 Diabetes Patients Based on Support Vector Regression." *IEEE Journal of Biomedical and Health Informatics* 17(1):71–81. doi: 10.1109/TITB.2012.2219876.
- Ghabousian, Reza, Yousef Farhang, Kambiz Majidzadeh, and Amin Babazadeh Sangar. 2024. "Hybrid of Particle Swarm Optimization Algorithm and Fuzzy System for Diabetes Diagnosis." *International Journal of Nonlinear Analysis and Applications* 15(2). doi: 10.22075/ijnaa.2022.29575.4196.

- Gonzales, Villena Wilbert, Ahmed Toaha Mobashsher, and Amin Abbosh. 2019. "The Progress of Glucose Monitoring—A Review of Invasive to Minimally and Non-Invasive Techniques, Devices and Sensors." *Sensors* 19(4):800. doi: 10.3390/s19040800.
- Grunberger, George, Jennifer Sherr, Myriam Allende, Thomas Blevins, Bruce Bode, Yehuda Handelsman, Richard Hellman, Rosemarie Lajara, Victor Lawrence Roberts, David Rodbard, Carla Stec, and Jeff Unger. 2021. "American Association of Clinical Endocrinology Clinical Practice Guideline: The Use of Advanced Technology in the Management of Persons With Diabetes Mellitus." *Endocrine Practice* 27(6):505–37. doi: 10.1016/j.eprac.2021.04.008.
- Guan, Zhouyu, Huating Li, Ruhan Liu, Chun Cai, Yuexing Liu, Jiajia Li, Xiangning Wang, Shan Huang, Liang Wu, Dan Liu, Shujie Yu, Zheyuan Wang, Jia Shu, Xuhong Hou, Xiaokang Yang, Weiping Jia, and Bin Sheng. 2023. "Artificial Intelligence in Diabetes Management: Advancements, Opportunities, and Challenges." *Cell Reports Medicine* 4(10). doi: 10.1016/j.xcrm.2023.101213.
- Hajizadeh, Iman, Mudassir Rashid, and Ali Cinar. 2019. "Plasma-Insulin-Cognizant Adaptive Model Predictive Control for Artificial Pancreas Systems." *Journal of Process Control* 77:97–113. doi: 10.1016/j.jprocont.2019.03.009.
- Hamdi, Takoua, Jaouher Ben Ali, Nader Fnaiech, Veronique Di Costanzo, Farhat Fnaiech, Eric Moreau, and Jean-Marc Ginoux. 2017. "Artificial Neural Network for Blood Glucose Level Prediction." Pp. 91–95 in *2017 International Conference on Smart, Monitored and Controlled Cities (SM2C)*. Sfax, Tunisia: IEEE.
- Harris, Melissa L., Nicholas Egan, Peta M. Forder, and Deborah Loxton. 2021. "Increased Chronic Disease Prevalence among the Younger Generation: Findings from a Population-Based Data Linkage Study to Inform Chronic Disease Ascertainment among Reproductive-Aged Australian Women." *PLoS ONE* 16(8):e0254668. doi: 10.1371/journal.pone.0254668.
- Hellman, Richard. 2015. "Interfering Factors in Quality of Glucose Measurement." Pp. 63–80 in *Frontiers in Diabetes*. Vol. 24, edited by D. Bruttomesso and G. Grassi. S. Karger AG.
- Hirsch, Irl B. 2018. "Introduction: History of Glucose Monitoring." in *Role of Continuous Glucose Monitoring in Diabetes Treatment*. Arlington (VA): American Diabetes Association.
- Huang, Elbert S., Alan Sinclair, Paul R. Conlin, Tali Cukierman-Yaffe, Irl B. Hirsch, Megan Huisingh-Scheetz, Anna R. Kahkoska, Lori Laffel, Alexandra K. Lee, Sei Lee, Kasia Lipska, Graydon Meneilly, Naushira Pandya, Monica E. Peek, Anne Peters, Richard E. Pratley, Diana Sherifali, Elena Toschi, Guillermo Umpierrez, Ruth S. Weinstock, and Medha Munshi. 2023. "The Growing Role of Technology in the Care of Older Adults With Diabetes." *Diabetes Care* 46(8):1455–63. doi: 10.2337/dci23-0021.
- IDF, IDF. 2021. "IDF Diabetes Atlas 2021 | IDF Diabetes Atlas." Retrieved June 8, 2024 (<https://diabetesatlas.org/atlas/tenth-edition/>).
- Jacobsen, Laura M., Jennifer L. Sherr, Elizabeth Considine, Angela Chen, Sarah Peeling, Margo Hulsmans, Sara Charleer, Marzhan Urazbayeva, Mustafa Tosur, Selma Alamarie, Maria J.

- Redondo, Korey K. Hood, Peter A. Gottlieb, Pieter Gillard, Jessie J. Wong, Irl B. Hirsch, Richard E. Pratley, Lori Laffel, Chantal Mathieu, and ADA/EASD Precision Medicine in Diabetes Initiative Consortium. 2023. "Utility of Technology in the Treatment of Type 1 Diabetes: Current State of the Art and Precision Evidence." 2023.04.15.23288624.
- Jin, Xiaofeng, Andrew Cai, Tailin Xu, and Xueji Zhang. 2023. "Artificial Intelligence Biosensors for Continuous Glucose Monitoring." *Interdisciplinary Materials* 2(2):290–307. doi: 10.1002/idm2.12069.
- Junaid, Sahalu Balarabe, Abdullahi Abubakar Imam, Abdullateef Oluwagbemiga Balogun, Liyanage Chandratilak De Silva, Yusuf Alhaji Surakat, Ganesh Kumar, Muhammad Abdulkarim, Aliyu Nuhu Shuaibu, Aliyu Garba, Yusra Sahalu, Abdullahi Mohammed, Tanko Yahaya Mohammed, Bashir Abubakar Abdulkadir, Abdallah Alkali Abba, Nana Aliyu Iliyasu Kakumi, and Saipunidzam Mahamad. 2022. "Recent Advancements in Emerging Technologies for Healthcare Management Systems: A Survey." *Healthcare* 10(10):1940. doi: 10.3390/healthcare10101940.
- Kang, Eugene Yu-Chuan, Chia-Rui Shen, Xin-Cheng Huang, Chun-Ya Kang, Tzu-Yi Lin, Wei-Hsin Hong, Lan-Yan Yang, Wei-Chi Wu, and Yih-Shiou Hwang. 2024. "Noncontact Optical Device for Measuring Blood Glucose in Aqueous Humor: A Pilot Clinical Study Investigating Correlation with Blood Glucose Levels." *Journal of Biomedical Optics* 29(4):047001. doi: 10.1117/1.JBO.29.4.047001.
- Karon, Brad, Laurie Griesmann, Renee Scott, Sandra Bryant, Jeffrey Dubois, Terry Shirey, Steven Presti, and Paula Santrach. 2008. "Evaluation of the Impact of Hematocrit and Other Interference on the Accuracy of Hospital-Based Glucose Meters." *Diabetes Technology & Therapeutics* 10:111–20. doi: 10.1089/dia.2007.0257.
- Kazanskiy, Nikolay L., Svetlana N. Khonina, and Muhammad A. Butt. 2024. "A Review on Flexible Wearables – Recent Developments in Non-Invasive Continuous Health Monitoring." *Sensors and Actuators A: Physical* 366:114993. doi: 10.1016/j.sna.2023.114993.
- Klonoff, Alexander N., Wei-An (Andy) Lee, Nicole Y. Xu, Kevin T. Nguyen, Ashley DuBord, and David Kerr. 2021. "Six Digital Health Technologies That Will Transform Diabetes." *Journal of Diabetes Science and Technology* 17(1):239–49. doi: 10.1177/19322968211043498.
- Klyve, Dominic, Kaptain Currie, James H. Anderson, Carl Ward, David Schwarz, and Barry Shelton. 2023. "Algorithm Refinement in the Non-Invasive Detection of Blood Glucose via Bio-RFID™ Technology1." 2023.05.25.23290539.
- Kokila, M., B. Ramya, S. Swetha, and M. Kumar Hema. 2020. "An Overview of Non-Invasive Procedures Using Glucometer for Measuring Various Glucose Levels." *International Journal of Engineering Research & Technology* 8(9). doi: 10.17577/IJERTCONV8IS09007.

- Krleza, Jasna Lenicek, Adrijana Dorotic, Ana Grzunov, and Miljenka Maradin. 2015. "Capillary Blood Sampling: National Recommendations on Behalf of the Croatian Society of Medical Biochemistry and Laboratory Medicine." *Biochemia Medica* 25(3):335–58. doi: 10.11613/BM.2015.034.
- Kulkov, Ignat, Maria Ivanova-Gongne, Alberto Bertello, Hannu Makkonen, Julia Kulkova, Rene Rohrbeck, and Alberto Ferraris. 2023. "Technology Entrepreneurship in Healthcare: Challenges and Opportunities for Value Creation." *Journal of Innovation & Knowledge* 8(2). doi: 10.1016/j.jik.2023.100365.
- Laha, Soumyasanta, Aditi Rajput, Suvra S. Laha, and Rohan Jadhav. 2022. "A Concise and Systematic Review on Non-Invasive Glucose Monitoring for Potential Diabetes Management." *Biosensors* 12(11):965. doi: 10.3390/bios12110965.
- Lakshman, Rama, Charlotte Boughton, and Roman Hovorka. 2023. "The Changing Landscape of Automated Insulin Delivery in the Management of Type 1 Diabetes." *Endocrine Connections* 12(8):e230132. doi: 10.1530/EC-23-0132.
- Lam, Ching, Yiu Lun Wong, Ziqi Tang, Xiaoyan Hu, Truong X. Nguyen, Dawei Yang, Shuyi Zhang, Jennifer Ding, Simon K. H. Szeto, An Ran Ran, and Carol Y. Cheung. 2024. "Performance of Artificial Intelligence in Detecting Diabetic Macular Edema From Fundus Photography and Optical Coherence Tomography Images: A Systematic Review and Meta-Analysis." *Diabetes Care* 47(2):304–19. doi: 10.2337/dc23-0993.
- Lei, Lanjie, Chengtao Xu, Xing Dong, Biao Ma, Yichen Chen, Qing Hao, Chao Zhao, and Hong Liu. 2023. "Continuous Glucose Monitoring in Hypoxic Environments Based on Water Splitting-Assisted Electrocatalysis." *Chemosensors* 11(2):149. doi: 10.3390/chemosensors11020149.
- Li, Juan, Jin Huang, Lanbo Zheng, and Xia Li. 2020. "Application of Artificial Intelligence in Diabetes Education and Management: Present Status and Promising Prospect." *Frontiers in Public Health* 8:173. doi: 10.3389/fpubh.2020.00173.
- Mackenzie, Scott C., Chris A. R. Sainsbury, and Deborah J. Wake. 2024. "Diabetes and Artificial Intelligence beyond the Closed Loop: A Review of the Landscape, Promise and Challenges." *Diabetologia* 67(2):223–35. doi: 10.1007/s00125-023-06038-8.
- Mansour, Mohammad, M. Saeed Darweesh, and Ahmed Soltan. 2024. "Wearable Devices for Glucose Monitoring: A Review of State-of-the-Art Technologies and Emerging Trends." *Alexandria Engineering Journal* 89:224–43. doi: 10.1016/j.aej.2024.01.021.
- Marcus, Yonit, Roy Eldor, Mariana Yaron, Sigal Shaklai, Maya Ish-Shalom, Gabi Shefer, Naftali Stern, Nehor Golan, Amit Z. Dvir, Ofir Pele, and Mira Gonen. 2020. "Improving Blood Glucose Level Predictability Using Machine Learning." *Diabetes/Metabolism Research and Reviews* 36(8):e3348. doi: 10.1002/dmrr.3348.
- Marik, Maitrali, and Swati Darbari. 2022. "Machine Learning Based Continuous Glucose Monitoring System." 1–2022.

- Mathew, Thomas K., Muhammad Zubair, and Prasanna Tadi. 2024. "Blood Glucose Monitoring." in *StatPearls*. Treasure Island (FL): StatPearls Publishing.
- Mbithi, Mary, Gordon Nguka, and Tabitha Wanjau. 2021. "The Socio-Economic and Demographic Determinants of Resistant Hypertension Compared to Conventional Hypertension among Type 2 Diabetes Patients Attending Kisii Teaching and Referral Hospital." *JOURNAL OF NUTRITION and DIETETICS, NAIROBI* 4. doi: 10.57039/JND_04_01_09.
- Medanki, Sravani, Nikhil Dommati, Hema Harshitha Bodapati, Venkata Naga Sai Kowsik Katru, Gollapalli Moses, Abhishek Komaraju, Nanda Sai Donepudi, Dhanya Yalamanchili, Jasti Sateesh, and Pratap Turimerla. 2024. "Artificial Intelligence Powered Glucose Monitoring and Controlling System: Pumping Module." *World Journal of Experimental Medicine* 14(1). doi: 10.5493/wjem.v14.i1.87916.
- Mehmood, Sohaib, Imran Ahmad, Hadeeqa Arif, Umm Ammara, and Abdul Majeed. 2020. "Artificial Pancreas Control Strategies Used for Type 1 Diabetes Control and Treatment: A Comprehensive Analysis." *Applied System Innovation* 3(3):31. doi: 10.3390/asi3030031.
- Melin, Patricia, Ivette Miramontes, Oscar Carvajal, and German Prado-Arechiga. 2022. "Fuzzy Dynamic Parameter Adaptation in the Bird Swarm Algorithm for Neural Network Optimization." *Soft Computing* 26(18):9497–9514. doi: 10.1007/s00500-021-06729-7.
- Mennella, Ciro, Umberto Maniscalco, Giuseppe De Pietro, and Massimo Esposito. 2024. "Ethical and Regulatory Challenges of AI Technologies in Healthcare: A Narrative Review." *Heliyon* 10(4):e26297. doi: 10.1016/j.heliyon.2024.e26297.
- Mittal, Rahul, Nicole Koutras, Jonathan Maya, Joana R. N. Lemos, and Khemraj Hirani. 2024. "Blood Glucose Monitoring Devices for Type 1 Diabetes: A Journey from the Food and Drug Administration Approval to Market Availability." *Frontiers in Endocrinology* 15:1352302. doi: 10.3389/fendo.2024.1352302.
- Mohanram, S., and A. Shirley Edward. 2021. "Measurement of Blood Glucose Using Non-Invasive Methods – A Review." *Journal of Physics: Conference Series* 1964(6):062022. doi: 10.1088/1742-6596/1964/6/062022.
- Moodley, Nareshni, Unathi Ngxamngxa, Magdalena J. Turzyniecka, and Tahir S. Pillay. 2015. "Historical Perspectives in Clinical Pathology: A History of Glucose Measurement." *Journal of Clinical Pathology* 68(4):258–64. doi: 10.1136/jclinpath-2014-202672.
- Nguyen, Cong Thanh, Khoa Tuan Nguyen, Toan Dinh, Van Thanh Dau, and Dzung Viet Dao. 2024. "Wearable Physical Sensors for Non-Invasive Health Monitoring." Pp. 111–32 in *Wearable Biosensing in Medicine and Healthcare*, edited by K. Mitsubayashi. Singapore: Springer Nature.
- Nooshnab, Mohammad, Seyed Morteza Naghib, Rouhollah Rahmanifard, and Elnaz Khakpour. 2024. "A Review of Minimally and Non-Invasive Glucose Monitoring Techniques, Devices and Sensors." *Http://Www.Eurekaselect.Com* 20(4):217–41.

- Nwokolo, Munachiso, and Roman Hovorka. 2023. "The Artificial Pancreas and Type 1 Diabetes." *The Journal of Clinical Endocrinology & Metabolism* 108(7):1614–23. doi: 10.1210/clinem/dgad068.
- Olçomendy, Loïc, Louis Cassany, Antoine Pirog, Roberto Franco, Emilie Puginier, Manon Jaffredo, David Gucik-Derigny, Héctor Ríos, Alejandra Ferreira de Loza, Julien Gaitan, Matthieu Raoux, Yannick Bornat, Bogdan Catargi, Jochen Lang, David Henry, Sylvie Renaud, and Jérôme Cieslak. 2022. "Towards the Integration of an Islet-Based Biosensor in Closed-Loop Therapies for Patients With Type 1 Diabetes." *Frontiers in Endocrinology* 13:795225. doi: 10.3389/fendo.2022.795225.
- Parise, Martina, Sergio Di Molfetta, Roberta Teresa Graziano, Raffaella Fiorentino, Antonio Cutruzzolà, Agostino Gnasso, and Concetta Irace. 2023. "A Head-to-Head Comparison of Two Algorithms for Adjusting Mealtime Insulin Doses Based on CGM Trend Arrows in Adult Patients with Type 1 Diabetes: Results from an Exploratory Study." *International Journal of Environmental Research and Public Health* 20(5):3945. doi: 10.3390/ijerph20053945.
- Paul, Metty, Leandros Maglaras, Mohamed Amine Ferrag, and Iman Almomani. 2023. "Digitization of Healthcare Sector: A Study on Privacy and Security Concerns." *ICT Express* 9(4):571–88. doi: 10.1016/j.icte.2023.02.007.
- Peng, Zhiqing, Xiangyu Xie, Qilong Tan, Hu Kang, Ji Cui, Xia Zhang, Wang Li, and Guoying Feng. 2022. "Blood Glucose Sensors and Recent Advances: A Review." *Journal of Innovative Optical Health Sciences* 15(02):2230003. doi: 10.1142/S1793545822300038.
- Pérez-Gandía, C., A. Facchinetti, G. Sparacino, C. Cobelli, E. J. Gómez, M. Rigla, A. De Leiva, and M. E. Hernando. 2010. "Artificial Neural Network Algorithm for Online Glucose Prediction from Continuous Glucose Monitoring." *Diabetes Technology & Therapeutics* 12(1):81–88. doi: 10.1089/dia.2009.0076.
- Porumb, Mihaela, Saverio Stranges, Antonio Pescapè, and Leandro Pecchia. 2020. "Precision Medicine and Artificial Intelligence: A Pilot Study on Deep Learning for Hypoglycemic Events Detection Based on ECG." *Scientific Reports* 10:170. doi: 10.1038/s41598-019-56927-5.
- Pozhar, Kirill V., Dmitry A. Chuprakov, Elina I. Strukova, and Evgeniia L. Litinskaia. 2023. "Modeling of Blood Glucose Dynamics to Automate Personalized Insulin Therapy for Patients with Type 1 Diabetes Mellitus." Pp. 049–052 in *2023 IEEE Ural-Siberian Conference on Biomedical Engineering, Radioelectronics and Information Technology (USBREIT)*.
- Racey, Megan, Carly Whitmore, Paige Alliston, Joseph A. Cafazzo, Allison Crawford, David Castle, Rosa Dragonetti, Donna Fitzpatrick-Lewis, Milos Jovkovic, Osnat C. Melamed, Farooq Naeem, Peter Senior, Gillian Strudwick, Seeta Ramdass, Victor Vien, Peter Selby, and Diana Sherifali. 2023. "Technology-Supported Integrated Care Innovations to Support

- Diabetes and Mental Health Care: Scoping Review.” *JMIR Diabetes* 8(1):e44652. doi: 10.2196/44652.
- Rajendran, Rajesh, and Gerry Rayman. 2014. “Point-of-Care Blood Glucose Testing for Diabetes Care in Hospitalized Patients.” *Journal of Diabetes Science and Technology* 8(6):1081–90. doi: 10.1177/1932296814538940.
- Rajesh, Anand E., Oliver Q. Davidson, Cecilia S. Lee, and Aaron Y. Lee. 2023. “Artificial Intelligence and Diabetic Retinopathy: AI Framework, Prospective Studies, Head-to-Head Validation, and Cost-Effectiveness.” *Diabetes Care* 46(10):1728–39. doi: 10.2337/dci23-0032.
- Ravender, Raja, Maria-Eleni Roumelioti, Darren W. Schmidt, Mark L. Unruh, and Christos Argyropoulos. 2024. “Chronic Kidney Disease in the Older Adult Patient with Diabetes.” *Journal of Clinical Medicine* 13(2):348. doi: 10.3390/jcm13020348.
- Reddy, Nihaal, Neha Verma, and Kathleen Dungan. 2000. “Monitoring Technologies- Continuous Glucose Monitoring, Mobile Technology, Biomarkers of Glycemic Control.” in *Endotext*, edited by K. R. Feingold, B. Anawalt, M. R. Blackman, A. Boyce, G. Chrousos, E. Corpas, W. W. de Herder, K. Dhatariya, K. Dungan, J. Hofland, S. Kalra, G. Kaltsas, N. Kapoor, C. Koch, P. Kopp, M. Korbonits, C. S. Kovacs, W. Kuohung, B. Laferrère, M. Levy, E. A. McGee, R. McLachlan, M. New, J. Purnell, R. Sahay, A. S. Shah, F. Singer, M. A. Sperling, C. A. Stratakis, D. L. Trencé, and D. P. Wilson. South Dartmouth (MA): MDText.com, Inc.
- Roche. 2023. “Roche | The History - and Future - of Blood Glucose Monitoring.” Retrieved June 18, 2024 (<https://www.roche.com/stories/diabetes-history>).
- Rossetti, Paolo, Jorge Bondia, Josep Vehí, and Carmine G. Fanelli. 2010. “Estimating Plasma Glucose from Interstitial Glucose: The Issue of Calibration Algorithms in Commercial Continuous Glucose Monitoring Devices.” *Sensors (Basel, Switzerland)* 10(12):10936–52. doi: 10.3390/s101210936.
- Sadagopan, Aishwarya. 2023. “Artificial Intelligence Driving Diabetes Care.” *Journal For International Medical Graduates* 2(1). doi: 10.56570/jimsgs.v2i1.92.
- Sahid, Md. Abdus, Mozaddid Babar, and Md Palash Uddin. 2024. “Predictive Modeling of Multi-Class Diabetes Mellitus Using Machine Learning and Filtering Iraqi Diabetes Data Dynamics.” *PLOS ONE* 19. doi: 10.1371/journal.pone.0300785.
- Salam, N. A. B. A., Wira Hidayat Bin Mohd Saad, Zahariah Manap, and Fauziyah Salehuddin. 2016. “The Evolution of Non-Invasive Blood Glucose Monitoring System for Personal Application.” *Journal of Telecommunication, Electronic and Computer Engineering* 8:59–65.
- Samant, Pradnya P., Megan M. Niedzwiecki, Nicholas Raviele, Vilinh Tran, Juan Mena-Lapaix, Douglas I. Walker, Eric I. Felner, Dean P. Jones, Gary W. Miller, and Mark R. Prausnitz. 2020. “Sampling Interstitial Fluid from Human Skin Using a Microneedle Patch.” *Science Translational Medicine* 12(571):eaaw0285. doi: 10.1126/scitranslmed.aaw0285.

- Sandeep Rao, K., V. Bharath Kumar, V. N. Siva Praneeth, and Y. V. Pavan Kumar. 2021. "Fuzzy Logic Theory-Based PI Controller Tuning for Improved Control of Liquid Level System." Pp. 133–43 in *Intelligent Algorithms for Analysis and Control of Dynamical Systems*, edited by R. Kumar, V. P. Singh, and A. Mathur. Singapore: Springer.
- Shajari, Shaghayegh, Kirankumar Kuruvinashetti, Amin Komeili, and Uttandaraman Sundararaj. 2023. "The Emergence of AI-Based Wearable Sensors for Digital Health Technology: A Review." *Sensors (Basel, Switzerland)* 23(23):9498. doi: 10.3390/s23239498.
- Shalit, Roy, Noga Minsky, Maya Laron-Hirsh, Ohad Cohen, Natalie Kurtz, Anirban Roy, Benyamin Grosman, Andrea Benedetti, and Amir Tirosh. 2023. "Unannounced Meal Challenges Using an Advanced Hybrid Closed-Loop System." *Https://Home.Liebertpub.Com/Dia*. doi: 10.1089/dia.2023.0139.
- Shang, Trisha, Jennifer Y. Zhang, Andreas Thomas, Mark A. Arnold, Beatrice N. Vetter, Lutz Heinemann, and David C. Klonoff. 2022. "Products for Monitoring Glucose Levels in the Human Body With Noninvasive Optical, Noninvasive Fluid Sampling, or Minimally Invasive Technologies." *Journal of Diabetes Science and Technology* 16(1):168–214. doi: 10.1177/19322968211007212.
- Shi, Huawang, and Wanqing Li. 2010. "Integration of Fuzzy Logic, Particle Swarm Optimization and Neural Networks in Quality Assessment of Construction Project." *JSW* 5:737–44. doi: 10.4304/jsw.5.7.737-744.
- Signal, Matthew, Aaron Le Compte, Deborah L. Harris, Philip J. Weston, Jane E. Harding, and J. Geoffrey Chase On Behalf Of The Chyld Study. 2012. "Impact of Retrospective Calibration Algorithms on Hypoglycemia Detection in Newborn Infants Using Continuous Glucose Monitoring." *Diabetes Technology & Therapeutics* 14(10):883–90. doi: 10.1089/dia.2012.0111.
- Stoumpos, Angelos I., Fotis Kitsios, and Michael A. Talias. 2023. "Digital Transformation in Healthcare: Technology Acceptance and Its Applications." *International Journal of Environmental Research and Public Health* 20(4):3407. doi: 10.3390/ijerph20043407.
- Sugandh, FNU, Maria Chandio, FNU Raveena, Lakshya Kumar, FNU Karishma, Sundal Khuwaja, Unaib Ahmed Memon, Karoona Bai, Maham Kashif, Giustino Varrassi, Mahima Khatri, and Satish Kumar. 2023. "Advances in the Management of Diabetes Mellitus: A Focus on Personalized Medicine." *Cureus* 15(8):e43697. doi: 10.7759/cureus.43697.
- Sun, Xiaodong, and Xuan Li. 2023. "Editorial: Aging and Chronic Disease: Public Health Challenge and Education Reform." *Frontiers in Public Health* 11:1175898. doi: 10.3389/fpubh.2023.1175898.
- Svetlova, O. V., and I. V. Gurieva. 2023. "Innovative technologies in the management of diabetes mellitus: prevention of hypoglycemia." *Meditinskij sovet = Medical Council* 17(9):89–95. doi: 10.21518/ms2023-167.

- Tang, Liu, Shwu Jen Chang, Ching-Jung Chen, and Jen-Tsai Liu. 2020. "Non-Invasive Blood Glucose Monitoring Technology: A Review." *Sensors (Basel, Switzerland)* 20(23):6925. doi: 10.3390/s20236925.
- Templer, Sophie. 2022. "Closed-Loop Insulin Delivery Systems: Past, Present, and Future Directions." *Frontiers in Endocrinology* 13. doi: 10.3389/fendo.2022.919942.
- Teo, Jun Yi Claire, Hadassah Joann Ramachandran, Ying Jiang, Chuen Wei Alvin Seah, Suan Tee Lim, Hoang D. Nguyen, and Wenru Wang. 2023. "The Characteristics and Acceptance of Technology-Enabled Diabetes Prevention Programs (t-DPP) amongst Individuals with Prediabetes: A Scoping Review." *Journal of Clinical Nursing* 32(17–18):5562–78. doi: 10.1111/jocn.16649.
- Todoaro, Biagio, Filippo Begarani, Federica Sartori, and Stefano Luin. 2022. "Is Raman the Best Strategy towards the Development of Non-Invasive Continuous Glucose Monitoring Devices for Diabetes Management?" *Frontiers in Chemistry* 10. doi: 10.3389/fchem.2022.994272.
- Todd, Catherine, Paola Salvetti, Katy Naylor, and Mohammad Albatat. 2017. "Towards Non-Invasive Extraction and Determination of Blood Glucose Levels." *Bioengineering* 4(4):82. doi: 10.3390/bioengineering4040082.
- Tomani, Christian, Futa Waseda, Yuesong Shen, and Daniel Cremers. 2023. "Beyond In-Domain Scenarios: Robust Density-Aware Calibration." Pp. 34344–68 in *Proceedings of the 40th International Conference on Machine Learning*. Vol. 202, *ICML '23*. <conf-loc>, <city>Honolulu</city>, <state>Hawaii</state>, <country>USA</country>, </conf-loc>: JMLR.org.
- Tonyushkina, Ksenia, and James H. Nichols. 2009. "Glucose Meters: A Review of Technical Challenges to Obtaining Accurate Results." *Journal of Diabetes Science and Technology (Online)* 3(4):971–80.
- Trinanda Putra, Karisma, Ahmad Arrayyan, Nur Hayati, Firdaus, Cahya Damarjati, Abu Bakar, and Hsing-Chung Chen. 2024. "A Review on the Application of Internet of Medical Things in Wearable Personal Health Monitoring: A Cloud-Edge Artificial Intelligence Approach." *IEEE Access* PP:1–1. doi: 10.1109/ACCESS.2024.3358827.
- Tyler, Nichole S., and Peter G. Jacobs. 2020. "Artificial Intelligence in Decision Support Systems for Type 1 Diabetes." *Sensors* 20(11):3214. doi: 10.3390/s20113214.
- Vettoretti, Martina, Giacomo Cappon, Andrea Facchinetti, and Giovanni Sparacino. 2020. "Advanced Diabetes Management Using Artificial Intelligence and Continuous Glucose Monitoring Sensors." *Sensors (Basel, Switzerland)* 20(14):3870. doi: 10.3390/s20143870.
- Wang, Chan, Tianyiyi He, Hong Zhou, Zixuan Zhang, and Chengkuo Lee. 2023. "Artificial Intelligence Enhanced Sensors - Enabling Technologies to next-Generation Healthcare and Biomedical Platform." *Bioelectronic Medicine* 9(1):17. doi: 10.1186/s42234-023-00118-1.

- Wang, Xiaoming, Hongliu Yu, Søren Kold, Ole Rahbek, and Shaoping Bai. 2023. "Wearable Sensors for Activity Monitoring and Motion Control: A Review." *Biomimetic Intelligence and Robotics* 3(1):100089. doi: 10.1016/j.birob.2023.100089.
- Wang, Yan, You Wu, and Yifeng Lei. 2023. "Microneedle-Based Glucose Monitoring: A Review from Sampling Methods to Wearable Biosensors." *Biomaterials Science* 11(17):5727–57. doi: 10.1039/D3BM00409K.
- WHO. 2010. "Best Practice in Phlebotomy and Blood Collection." in *WHO Best Practices for Injections and Related Procedures Toolkit*. World Health Organization.
- Wilson, Leah M., Peter G. Jacobs, Michael C. Riddell, Dessi P. Zaharieva, and Jessica R. Castle. 2022. "Opportunities and Challenges in Closed-Loop Systems in Type 1 Diabetes." *The Lancet. Diabetes & Endocrinology* 10(1):6–8. doi: 10.1016/S2213-8587(21)00289-8.
- Wu, Juncen, Yuqing Liu, Hao Yin, and Meng Guo. 2023. "A New Generation of Sensors for Non-Invasive Blood Glucose Monitoring." *American Journal of Translational Research* 15(6):3825–37.
- Xue, Yirui, Angelika S. Thalmayer, Samuel Zeising, Georg Fischer, and Maximilian Lübke. 2022. "Commercial and Scientific Solutions for Blood Glucose Monitoring—A Review." *Sensors* 22(2):425. doi: 10.3390/s22020425.
- Yadav, Deepshikha, Surinder P. Singh, and P. K. Dubey. 2022. "Glucose Monitoring Techniques and Their Calibration." Pp. 1–23 in *Handbook of Metrology and Applications*, edited by D. K. Aswal, S. Yadav, T. Takatsuji, P. Rachakonda, and H. Kumar. Singapore: Springer Nature.
- Yamada, Shigeki. 2011. "Historical Achievements of Self-Monitoring of Blood Glucose Technology Development in Japan." *Journal of Diabetes Science and Technology* 5(5):1300–1306.
- Yelne, Seema, Minakshi Chaudhary, Karishma Dod, Akhtaribano Sayyad, and Ranjana Sharma. 2023. "Harnessing the Power of AI: A Comprehensive Review of Its Impact and Challenges in Nursing Science and Healthcare." *Cureus* 15(11). doi: 10.7759/cureus.49252.
- Yoo, Eun-Hyung, and Soo-Youn Lee. 2010. "Glucose Biosensors: An Overview of Use in Clinical Practice." *Sensors (Basel, Switzerland)* 10(5):4558–76. doi: 10.3390/s100504558.
- Yoo, Jee Hee, and Jae Hyeon Kim. 2023. "Advances in Continuous Glucose Monitoring and Integrated Devices for Management of Diabetes with Insulin-Based Therapy: Improvement in Glycemic Control." *Diabetes & Metabolism Journal* 47(1):27–41. doi: 10.4093/dmj.2022.0271.
- Young, Clipper F., Shirley M. T. Wong, and Kees A. Vanderwyk. 2023. "Chapter 4 - Using Diabetes Technology to Maximize Diabetes Management." Pp. 299–356 in *Biomedical Engineering of Pancreatic, Pulmonary, and Renal Systems, and Applications to Medicine*, edited by D. Ghista. Academic Press.
- Zahedani, Ashkan Dehghani, Tracey McLaughlin, Arvind Veluvali, Nima Aghaeepour, Amir Hosseinian, Saransh Agarwal, Jingyi Ruan, Shital Tripathi, Mark Woodward, Noosheen

- Hashemi, and Michael Snyder. 2023. "Digital Health Application Integrating Wearable Data and Behavioral Patterns Improves Metabolic Health." *Npj Digital Medicine* 6(1):216. doi: 10.1038/s41746-023-00956-y.
- Zavitsanou, Stamatina, Ankush Chakrabarty, Eyal Dassau, and Francis Doyle. 2016. "Embedded Control in Wearable Medical Devices: Application to the Artificial Pancreas." *Processes* 4(4):35. doi: 10.3390/pr4040035.
- Zeng, Qingya, Mengxin Xu, Weilun Hu, Wenyu Cao, Yujie Zhan, Yuxin Zhang, Qingqing Wang, and Tao Ma. 2023. "Porous Colorimetric Microneedles for Minimally Invasive Rapid Glucose Sampling and Sensing in Skin Interstitial Fluid." *Biosensors* 13(5):537. doi: 10.3390/bios13050537.
- Zheng, Hui, Jing He, Peng Li, Mengjiao Guo, Hui Jin, Jie Shen, Zhijun Xie, and Chihung Chi. 2018. "Glucose Screening Measurements and Noninvasive Glucose Monitor Methods." *Procedia Computer Science* 139:613–21. doi: 10.1016/j.procs.2018.10.202.
- Zhu, Taiyu, Chukwuma Uduku, Kezhi Li, Pau Herrero, Nick Oliver, and Pantelis Georgiou. 2022. "Enhancing Self-Management in Type 1 Diabetes with Wearables and Deep Learning." *Npj Digital Medicine* 5(1):1–11. doi: 10.1038/s41746-022-00626-5.