

GENOMOLOGY

Feleke Eriso Orballo^{*}, PhD

Associate Professor, Department of Biology, Biomedical Stream,

Wachemo University, Hossana , Ethiopia

ABSTRACT: *The word biology is derived from the Greek words/bios/ meaning living-things, and /logos/ meaning study and is defined as the science of living-things. Then, the rest of things or matter are inevitably termed nonliving-things, having a paralyzing contradiction with the “Law of Conservation of Matter” which states that “a matter (thing) is neither created nor destroyed”. Thus, the very root of the term Biology from which it was derived & how it was devised had been wrong in the scientific categorization of matter (things). To call matter as nonliving-thing/s is completely wrong and usage of the term nonliving-thing/s in biological sciences is one of the major reasons for the fact that the sciences of Biology are fake. Biology is defined as the study of living-things and then it has been admitted that a living-thing cannot be defined!! The key objective of this study is to discard the fake sciences of Biology, replacing by true sciences of Genomology and to get this achievement approved (endorsed) in Global Science Forum.. Comparison between the sciences of Biology and those of Genomology was employed using 22 different concrete evidences. Face to face & spectacular demonstration of how fake sciences of Biology are taught by confused and misleading Professors can be observed in the video lesson presented by Professor Dave & by another in Fig. 2, video 3. The two main sources of error for being confused of Professors such as Professor Dave are: using the term living-thing where the opposite of it is nonliving-thing which is ridiculously wrong because it contradicts with the “Law of Conservation of Matter” in science!!!!, and being unable to define what a living-thing is. Daughter viral genomes & viral proteins are produced from those of host cell by: , digesting host cell’s genome into nucleotides, and , digesting host cell’s proteins into amino acids; so that these nucleotides are used as the raw materials (building blocks) for the replication of daughter viral Genomes and the amino acids are used as the raw materials for the synthesis of daughter viral Proteins. Note that the chemical composition of genomes found in all species of all genomic-things is the same. Building blocks of all kinds of genome in all species of all genomic-things are nucleotides. Genome is unique to genomic-things. Fake sciences of Biology together with the term biology itself are absolutely and irreversibly replaced by true sciences of Genomology. The word Genomology or genomic-thing is derived from the unique automatic molecule termed genome. In other words, genome is a unique automatic molecule found only in genomic-things. A genomic-thing is defined as the product of reaction of: its Genome & its nutritive substances in its compatible environment. Genomological sciences are collectively referred to as superscience because of the amazingly automatic function*

of the single molecule termed Genome, being the only molecule capable of self-copying reproduction and synthesizing all other nongenome molecules, organelles, genomic-viruses, cells, tissues, organs, systems, and the entire body of each individual organism in every species of all genomic-things. Therefore, the scientists who study or deal with this superscience are known as superscientists or genomologists. The male & female of both free-living & parasitic generations of Strongyloides stercoralis are exactly the same, being synthesized by the same genome and the type of reproduction in both the free-living & parasitic generations is Sexual. Hereafter, i.e., after knowing how wrong the terms Biology & living-thing (with its opposite term) are, teaching fake sciences of Biology is equivalent to: giving poison to our student children of all human races of the world instead of milk, and, taking stool with spoons into our mouths!!!!

KEYWORDS: genomology, fake sciences, nonliving-things, genome, biology, genomic-things, living-things, nongenomic-things.

INTRODUCTION

The word biology is derived from the Greek words /bios/ meaning /life,i.e., living-things/ and /logos/ meaning /study/ and is defined as the science of living-things. Note that Life is defined as a set or group of several individuals of living-things [1, 2]. Then, the rest of things are inevitably termed nonliving-things, having a paralyzing contradiction with the “Law of Conservation of Matter” which states that a matter/thing is neither created nor destroyed. Thus, the very root of the term Biology from which it was derived & how it was devised had been wrong in the scientific categorization of matter (things). To call matter as nonliving-thing/s is completely wrong and usage of the term nonliving-thing/s in biological sciences is one of the major reasons for the fact that the sciences of Biology are fake. Because of this giant scientific mistake the word Biology is a fake term in the science of genomic-things. Not only that, biology is defined as the study of living-things and then it has been admitted that a living-thing cannot be defined!! The key objective of this study is to discard the fake sciences of Biology, replacing by true sciences of Genomology and to get this achievement approved (endorsed) in Global Science Forum.

METHODOLOGY AND RESULT

Comparison between the sciences of Biology and those of Genomology

Each of the 22 following concrete evidences is a type of methodology in its targetful approach and each of them is accompanied by a verifying finding. This is the reason for why it is entitled: “Methodology & Result” hereabove. Concrete evidences for the fact that the sciences of Biology are false (fake) whereas those of Genomology are the only true sciences (supersciences) of genomic-things:

1st. The science of biology is false in its calling genomic-things as living-things and it is also wrong in stating that a living-thing cannot be defined!!!! Calling genomic-things as living-things is wrong because it then calls nongenomic-things as nonliving-things, contradicting with the “Law of Conservation of Matter” stated by a French Chemist called Antoine Lavoisier. On the other hand, the science of genomics defines a genomic-thing as follows.

A genomic-thing is defined as a product of reaction of:

► its genome & its nutritive substances, in its compatible environment [3-5].

2nd. The sciences of biology state that biological viruses are nonliving-things or nongenomic-things or transitional things between living-things & nonliving-things [6]!! The sciences of biology do not know the definition of a living-thing or of a genomic-thing in the first place and then how can they define that biological viruses are nonliving-things? Thus, the sciences of biology are loaded with double-strandedly misleading mistakes!! Biological viruses are certainly living-things [7-12].

3rd. The science of Biology has been wrong in differentiating a cancered cell as a pathogen and in failing to point out what to be a host whereas the science of Genomics has been able to distinguish the pathogen from a host in the disease of cancer [8], where the pathogen is the autointracellular pathogenic genome and the cell whose genome has become a pathogen due to pathogenic mutation is a host cell (a cancered cell).

4th. The sciences of Biology have been misleading student children of all human races of the world for centuries with erroneous principles & theories such as Darwinism and Cell Theory which have been disproved by the sciences of Genomics.

5th. The sciences of Biology disguised student children & the scientific communities of the world by devising its erroneous “Human Genome Project” funded with \$3 billion USD involving thousands of global scientists where they even didn’t know the difference between chromosomes and genome let alone being able to interpret the result of the study, i.e., the data they collected!! On the other hand, based on these disguising events and scientific mistakes, the sciences of Genomics have proved that “Human Genome Project” (HGP) is a tottering & invalid project of team work being good for nothing!! The work of “HGP” is not different from that of Crick & Watson DNA-Model. Crick & Watson were not able to interpret the validity of what they had seen (i.e., their data) and the scientists of “HGP” were not able to interpret their data either. That is why it has been stated that “Discovery is seeing what everybody else has seen” whereas “Thinking is what nobody else has thought”.

6th. What the sciences of Biology call or term living-things are what the sciences of Genomics call genomic-things and what the sciences of Biology refer to as nonliving-things are what the sciences of Genomics term nongenomic-things. Both genomic-things & nongenomic-things are

living-things and both living-things & nonliving-things (divided by the sciences of Biology) are also living-things or existing-things as matter (things) cannot be created or destroyed except changing the form. This is why the sciences of Biology are fake (false) and must be dismissed for good to be replaced by the sciences of Genomology. Anything or anymatter that exists in or on Earth or even those found in space around the earth cannot be called nonliving-things!! What actually makes a genomic-thing alive is the reaction between its genome & its nutritive substances known as metabolism. When this reaction (metabolism) ceases, the genomic-thing is said to be dead & becomes a nongenomic-thing, involving decomposition (catabolism). Remember that the products of decomposition of the dead person (or of other dead species of genomic-things) are living-things!!

7th. The only automatic self-replicating molecule that is also capable of synthesizing the entire body of each individual of all species of genomic-things has been identified to be a genome by sciences of Genomology whereas the sciences of Biology are ignorant of such functional role of the genome in genomic-things or in what they call living-things. The word Genomology or Genomic-thing is derived from the name of the unique automatic molecule termed Genome.

8th. The sciences of Biology state that genomic-viruses cannot reproduce outside the cells and therefore, they are nonliving-things. The reason for why the genomic-viruses reproduce only inside the cells is because of the fact that the only nutritive substances of biological viruses (genomic-viruses) are the internal contents of the cells that are transformed by viral genome into thousands or millions of daughter genomic-viruses. Hence, the sciences of Biology do not know the fact that the genome of biological viruses is the transformer of nutritive substances into daughter biological viruses and therefore, the sciences of Biology are false (fake) & must be dismissed for good, being replaced by the true sciences of Genomology!!!!

9th. The sciences of Genomology have identified that Type 1 Diabetes Mellitus is caused by pathogenic mutation of genome in β -cells of pancreas which secrete insulin whereas the sciences of Biology failed to know the cause of Type 1 Diabetes Mellitus [11].

10th. The fact that the only automatic self-replicating molecule that performs reproduction, transformation, perpetuation and speciation in all genomic-things is the genome, has been clearly proved by the sciences of Genomology and not by those of fake Biology [10].

11th. The sciences of Genomology have generated the Genome-Model of genomic-things for pleasant & didactic learning of student-children whereas the fake sciences of Biology have been confusing scientists and misleading student-children of all human races of the world for centuries!!

12th. The fake sciences of Biology dared to state that only 2-5% of human genome is coding for protein and the 95-98% of it is “junk DNA”. The true sciences of Genomology have proved that

this concept is wrong and a misleading one. In the automatic functional & structural performance of human genome, every component of it is indispensably useful and none of it is junk DNA at all!! 100% of a genome's components, in all species of genomic-things from biological viruses up to humans, are unavoidably useful in the task of synthesizing the individuals & populations of its species in different ecosystems on Earth let alone those of human genome!!!! [3].

13th. The sciences of Genomology have substantiated the fact that the molecule genome synthesizes genomic-things & their products using:

- ▶ proteins (functional or regulatory such as signalling) translated from its transcripts, and
- ▶ its transcripts directly without translating whereas the sciences of Biology have no power & strength to this extent and that is why they dare to state that 95-98% of human genome is “junk DNA”.

14th. The sciences of Genomology have clarified that antigenic determinants or epitopes synthesized by a different genome are different and the grafts of cell, tissue, or organ transplants from adequately unrelated donors are discriminated by immunologically competent cells of the recipient. That is the reason for why autograft & usually isograft are accepted whereas allograft & xenograft are rejected in graft transplantation. On the other hand, the internalization of these concepts by the fake sciences of Biology is beating around the bush or wrong.

15th. The term gene bank is an unscientific, unrealistic, inappropriate, or a completely wrong term, conveying a wrong message of science because keeping (storing) some genes in banks out of a genome (i.e., some genes from a complete set of DNA molecules that form a genome of a species) cannot conserve the species of a living- thing (genomic-thing) against extinction if what is kept in the bank is not a complete or full genome. Actually, what is kept in bank to conserve a species of a genomic-thing is a full genome. Therefore, the erroneous (misleading) term i.e., gene bank cannot be allowed to confuse the scientists of the world and must be replaced without delay by the scientific and realistic term referred to as genome bank.

16th. If there was no replication of genomes in all species of genomic-things, there would be no genomic-things on earth as there would be no cell division or as there would be no genomic viral replication. No replication of genome means no cell division or no viral replication. This determinant truth has not been realized by sciences of Biology but by those of Genomology.

17th. As the sciences of Genomology put it, a gene transfers only one trait of an organism to the next successive generations (eg. Albinism in humans), but a genome transfers all traits of the organism to the next successive generations and perpetuates the species of the organism against extinction by exerting its dictative control of replication to a countably indefinite number of generations. In other words, existence and continuing to exist of any one species of all genomic-

things is determined and completely controlled by self-replication of its genome whereas the sciences of Biology are loaded with misleading errors about these concepts.

18th. Creating a brand new species of genomic-things in just one generation time by changing the genome through the process of polyploidy and creating a full adult animal (e.g., Dolly, the sheep) by the technology of Somatic Cell Nuclear Transfer (SCNT) are the spectacular & practical evidences for the fact that “a genomic-thing is the product of reaction of its genome and its nutritive substances in its compatible environment”. The accurate & scientific new definition of the term evolution of living-things based on Genome Model is: “the change in the genome of an organism which results in a brand new species that usually cannot interbreed with its parent species and when the change in the genome is a drastic one, the emergence of a new species can happen in a single generation-time (eg., through polyploidy in plants)”. Thus, the old definition of evolution for living-things based on the generalizations such as Darwinism & others which stated that evolution is a gradual change over many generations is false. The old definition of evolution does not understand the exact cause of the change either. The old definition of evolution is one of the spectacular evidences about the fact that the sciences of Biology are fake.

19th. Distinctive individuality of the 7.8 billion people of the world is determined by the degree of difference (variation) in the molecular structure of DNA molecules or in the number of DNA molecules of the human Genome composed of 46 DNA molecules. This is so because the only molecule that can replicate itself and automatically synthesize the entire (whole) body of each person is the Genome. Occurrences such as crossing-over (during synapsis), insertion (eg., of transposons or jumping genes), deletion, and point mutation in DNA molecules of the Genome are responsible for the difference or variation in the molecular structure of Genome which in turn results in distinctive individuality among people. It is the difference in the number or kind of DNA molecules (X & Y DNA molecules) of the Genome what makes the Genome synthesize a male person with male reproductive organs, having 1X DNA molecule & 1Y DNA molecule or a female person with female reproductive organs when having X DNA molecules in double dose and free from Y DNA molecule. Another example of difference in number of DNA molecules of the Genome is that Down Syndrome in humans happens when there is a change in the natural set of Genome where the DNA molecule 21 appears in 3 copies instead of 2 copies. Note that DNA molecule 21 means the DNA molecule only isolated from the structural proteins associated with it in chromosome 21 whereas chromosome 21 means the DNA molecule 21 plus the structural proteins associated with it. Look! Each of the 46 human chromosome is composed of 1 DNA molecule & structural proteins associated with it. The human Genome is composed of 46 DNA molecules excluding the structural proteins associated with them. These scientific truths have not been treated targetfully or specifically by the fake sciences of Biology which have been stating that X & Y chromosomes are sex determining chromosomes or sex chromosomes, being away from the actually performing DNA molecules i.e., beating around the bush. Following or

internalizing the fake sciences of Biology the Human Genome Project has been erroneously driven to state that the human Genome is composed of 46 chromosomes instead of correctly putting it as 46 DNA molecules!! In genomology, the specific naming number of a DNA molecule 6 is found in chromosome 6. Similarly, DNA molecule 2 is found in chromosome 2. In spite of the fact that it was funded with \$3 billion USD and it involved several thousands of global scientists, the study of Human Genome Project (HGP) was paralyzed because of the cumulative effect of the aforementioned misleading errors, lies, beating around the bush, and unknownnesses of crucial scientific truths.

20th. Lysogenic phages & similarity of chemical compositions of genomes of all genomic-things:

A bacteriophage may have both lytic & lysogenic cycles. In the lytic cycle, the bacteriophage replicates and lyses the host bacterium. In the lysogenic cycle, the phage's genome is fused with the genome of the host cell, where it is passed on to subsequent generations. In other words, the lysogenic phage's genome or viral genome is integrated with the host cell's genome and replicates along with it fairly harmlessly, or may even become established as a plasmid. This kind of genomic compatibility to combine (fuse) between different species of all genomic-things is possible because chemical composition of genomes from those of genomic-viruses up to those of humans is the same, where the monomers in all of them are nucleotides. These scientific issues are not fully internalized by sciences of Biology. Lysogenic phages are known as temperate phages. Environmental factors such as starvation or exposure to toxic chemicals may cause the prophage, i.e., genome of the lysogenic bacteriophage to separate (excise) from the genome of the host cell and the lytic cycle is switched on.

21th. In all modern textbooks and in manuscripts (articles) published in reputable journals, the type of reproduction in the life cycle of the parasitic generation of *Strongyloides stercoralis* is explained to be by parthenogenesis, saying that the male does not exist in the body of human host. This is a naked lie that has been found in fake sciences of Biology for centuries, misleading student children and confusing superscientists of genomological sciences as it can be seen in Fig.2, video 3 [15, 16]. Actually, the type of reproduction in the parasitic generation of *Strongyloides stercoralis* is proved to be sexual just like in the free-living generation of *S. stercoralis* in soil (verified by investigative research work). Some other fake biologists also say that the type of reproduction in *S. stercoralis* is protandrogony (hermaphroditic) type.

22th. Any genomic-thing that existed in the past (eg., Dinosaur), that is existing at present (eg., Blue Whale), and that which will emerge in the future by way of speciation or evolution is invariably the product of reaction of its genome and its nutritive substances in its compatible environment. In other inclusive words, the largest living-thing in the world, i.e., *Sequoiadendron giganteum* (General Sherman) tree located in the Giant Forest of Sequoia National Park in Tulare

County, in the U.S. state of California or the smallest genomic-thing, i.e., the single-stranded DNA virus with its scientific name being Porcine circovirus type 1 is the product of reaction of its genome and its nutritive substances in its compatible environment. The sciences of Biology are false about these scientific truths.

Connect your computer to Internet.

Steps of opening the video: Select, copy and paste the title of the video (only the blue colored & underlined) on Google search space on your computer desktop screen and then press Enter Key of your computer keyboard. Click Video. Now, click the slide with the correct Title of video you pasted because when the video is copied & pasted, several other unwanted videos will appear together. When video 1 ends playing, repeat the same steps for playing of video 2, and then of video 3, etc.

Video 1: [Cardiovascular System 1, Heart, Structure and Function](#)

Video 2: [COMPLETE CHAPTER ON HUMAN REPRODUCTIVE SYSTEM](#)

Video 3: [How your muscular system works - Emma Bryce](#)

Video 4: [Human digestive system - How it works! \(Animation\)](#)

Video 5: [Human Endocrine System Made simple- Endocrinology Overview](#)

Video 6: [HUMAN EXCRETORY SYSTEM Made Easy - Human Urinary System Simple Lesson](#)

Video 7: [Integumentary System \(1\)-by Mr. Underson](#)

Video 8: [Respiratory System Made Easy](#)

Video 9: [Skeletal System Bone Formation \(Intramembranous Ossification & Endochondral Ossification\)](#)

Video 10: [The Nervous System In 9 Minutes](#)

Video 11: [Understanding the Immune System in One Video](#)

Figure 1: Videos of the 11 functional arms or systems of human Genome.

Connect your computer to Internet. **Steps of opening the video:** Select, copy and paste the title of the video (only the blue colored & underlined) on Google search space on your computer desktop screen and then press Enter Key of your computer keyboard. Click Video. Now, click the slide with the correct Title of video you pasted because when the video is copied & pasted, several other unwanted videos will appear together. When video 1 ends playing, repeat the same steps for playing of video 2 and then that of video 3..

Fake sciences of Biology are taught by confused Professors of biological sciences, endangering or paralyzing the scientific progress/development of student children of all human races & of all human future generations to come. For example, observe how a confused Professor of Biology named Professor Dave is misleading student children in teaching about genomic-viruses herebelow in video 2. Video 3 about the type of reproduction in the parasitic generation of *S. stercoralis* is wrong & misleading.

Video 1: [Flu Attack! How A Virus Invades Your Body Krulwich Wonders NPR](#)

Video 2: [Viruses Molecular Hijackers](#)

Video 3: [Strongyloidiasis Life cycle, Symptoms, Treatment Strongyloides stercoralis Bio science](#)

Figure 2: Face to face & spectacular demonstration of how fake sciences of Biology are taught by careless & irresponsible Professors of biological sciences (video 2 & 3 in the box of this Fig).

A set of students from sciences of:

- ▶ Pure biology,
- ▶ Biotechnology,
- ▶ Medicine, and
- ▶ Agriculture

of Wachemo University asked Dr. Feleke Eriso Orbalo the following question.

Question: Can you be the father of President Joe Biden with respect to Genomology?

Answer: Yes, all of the 47 presidents of USA from President George Washington up to President Joe Biden are fathered by Dr. Feleke Eriso Orbalo who is the father of genomic-things. Adam & Eve are fathered by Dr. Feleke Eriso Orbalo let alone the presidents of USA!!!!

The leaders of all countries of this planet (Earth) are fathered by Dr. Feleke Eriso Orbalo because they are genomic-things. No chance is left to be outside of the Genomological fatherhood of Dr. Feleke Eriso Orbalo for any genomic-thing of all species that:

- existed in the past,
- is existing at present, and
- will be existing by way of evolution in the future for an indefinite number of generations!!!!

Figure 3: A question forwarded by students of biological sciences to Father of genomic-things & the answer given.

DISCUSSION

Face to face & spectacular demonstration of how fake sciences of Biology are taught by confused and misleading Professors can be observed in the video lesson presented by Professor Dave hereabove (Figure 2, video 2).

The four main sources of error for being confused of Professors such as Professor Dave are:

- ▶ using the term living-thing where the opposite of it is nonliving-thing which is ridiculously wrong as it contradicts with the “Law of Conservation of Matter” in science!!!!,

- ▶ being unable to define what a living-thing is,
- ▶ being ignorant of the “Law of Conservation of Matter”, and
- ▶ Ignorance of uniquely automatic function of the molecule known as Genome.

Although they didn't get the actual target, some biologists have been aware of the fakeness in sciences of Biology. For example, Toole G & Toole S stated that “we define that biology is the study of living-things and then we admit that we do not know what a living-thing is!!” These two British biologists also put that “characterization/listing characteristics of living-things is not a definition, a definition states what something is by excluding other possibilities such as listing characteristics” [13]. Professor Dave has dared to say that a genomic-virus is not a living-thing but he does not know what a living-thing is in the first place. If he does not know what a living-thing is i.e., if he cannot define what a living-thing is how can he jump/dare to say that a genomic-virus is not a living-thing? Not only that, using the term living-thing itself is wrong because the opposite term of living-thing is nonliving-thing which is completely wrong as it contradicts with the “Law of Conservation of Matter” that puts “Matter is Neither Created Nor Destroyed”. Fake sciences of Biology are created in this way by confused Professors like Professor Dave.

Table 1: Comparison between a bacterium & a genomic-virus for being alive/a living-thing.

Criteria for being alive by Professor Dave (Fig.2, video 2)	bacterium	genomic-virus
1. Perform metabolism	√ = can/has	X = cannot/does not have
2\ Capacity to reproduce	√	X
3. Response to stimuli	√	X
4. Cellular composition	√	X
5. Complex growth	√	X

Professor Dave has enumerated a list of five characteristics of living-things as criteria for being alive or for being a living-thing (Table 1). One of these criteria is the ability to perform metabolism and he says that it can be performed by a bacterium and a genomic-virus cannot. Metabolism is the genomic reaction with its nutritive substances in its compatible environment where the metabolism involves both catabolism & anabolism. It is the existence of metabolism that makes a thing alive. The only nutritive substances for genomic-viruses are the internal contents of cells and that is the reason for why the genome of a genomic-virus is decoated (uncoated), transcribed and translated into viral proteins when a genomic-virus enters its specific host cell. In the meantime, the internal polymer molecules such as genome and proteins of the host cell are catabolized (digested) into simple monomers known as nucleotides and amino acids respectively for anabolism in viral genome-sequences & viral protein-sequences so that hundreds, thousands, or millions of

assembled & mature daughter genomic-viruses are released at the expense of the host cell. This is the result of metabolic directives given by the viral-Genome that entered the host cell!! A genomic-virus reproduces only inside a cell, not because it cannot reproduce outside the cell, it is because the only nutritive substances of all kinds of genomic-viruses are internal contents of their host cells. Note that, no genomic-thing can exist, reproduce, and grow both in individual size & number without its nutritive substances!! With these obvious points in mind a genomic-virus:

1. **Does perform metabolism.**

2. **Has the capacity to reproduce:** even it is the highest among all species of genomic-things in the capacity to reproduce, being able to reproduce several millions of daughter genomic-viruses from a single parent genomic-virus that enters its host cell (Fig.2, video 1)!!

3. **Has response to stimuli:** Like immunologically competent cells, a genomic-virus very easily responds to its susceptible host cell by means of receptors and enters it. Genomic-viruses are very specific as to which hosts and which cells within the host they infect. This correct concept has been clearly stated by Professor Dave himself in Fig.2, video 2 [8]. Again, he contradicts with what he has stated above by saying genomic-viruses do not respond to stimuli whereas these viruses are very specific in responding as to which hosts and which cells within a multicellular organism they infect.

4. **Cellular composition:** Cellular composition is not a characteristic of genomic-things. A cell is one of the levels of body organization of organisms, being a genomic-singlecelled organism level whereas a genomic-virus is at the genomic-viral organism level.

5. **Complex growth:** Growth in size of an individual organism needs reacting with its nutritive substances in its compatible environment. The only molecule that reacts with its nutritive substances being capable of self-copying reproduction and synthesizes every individual in each species of all genomic-things is the Genome. When a genomic-virus enters its host cell, the naked decoated (uncoated) viral genome reacts with the nutritive substances of internal contents of the host cell. The internal contents of a host cell are digested (catabolized) into monomers to be anabolized in the genome-sequence & in the protein-sequence of the genomic-virus entered.

Now, there are many duplicated viral genomes & proteins where each naked viral genome grows in size by adding capsid which again grows in size by adding viral tegument and the final maximum growth in size is reached by adding surface glycoprotein receptors. In enveloped genomic-viruses, the individual viral growth in size begins with naked viral genome to which capsid, viral tegument, envelope, and surface glycoprotein receptors are added in the order mentioned and the last maximum size of growth is reached/ended. Thus, genomic-viruses have the capacity to grow both in size & number like other genomic-things (Fig. 2, video 1) [12]. Based on

these on these scientific truths , Professor Dave is totally wrong in all of the five criteria he has set about being alive of genomic-viruses & he has been committing serious academic crimes against student children of biological sciences of all human races. Hence, he is one of the creators of fake sciences of Biology.

In Fig. 2, video 2, Professor Dave explains as the host cell's machinery produces copies of virus that can be in millions. This is absurdly wrong. The genome of a host cell cannot be replicated into viral genome and it cannot be transcribed either to be translated into viral proteins.

What actually happens when the genome of the virus enters the host cell, is that the host cell's genome is digested (by the directives of the parent viral genome entered) into nucleotides which are used as raw materials or building blocks in the replication of daughter viral genomes (where nucleotides are ordered in viral genome sequence). On the other hand, the host cell's polymer proteins are digested (by the directives of the parent viral genome) into amino acids which are used as building blocks for the synthesis of daughter viral proteins (where amino acids are ordered in viral protein sequence translated from the transcript of the parent viral genome). Ribosomal RNA (rRNA) and transfer RNA (tRNA) for viral protein synthesis are present in its host cell, therefore, it is not necessary for the virus to carry or to have these two molecules involved in protein synthesis.

Why a host cell is alive in lysogenic cycle and lysed in the lytic cycle?

Answer: The genome of host cell is not digested into monomers termed nucleotides when the viral genome is in a recombinant state fused with that of the host cell in the lysogenic cycle.

When the viral genome separates (excises) from the host cell's genome, it enters lytic cycle and digests the host cell's genome & polymer proteins into nucleotides and amino acids respectively. Following the digestion of its genome & polymer proteins, the host cell is killed (lysed) and mature daughter bacteriophages are released.

Hence, it is obvious that viral genome (by its own sequencing directives) replicates itself & is transcribed into transcripts that are translated into viral proteins from its nutritive substances (eating internal contents of its host cells) just like food taking of other genomic-things. Those viruses which infect plant cells are similar to herbivores whereas those which invade animal cells are similar to carnivores and the ones that infect bacteria, being bacteriophages. With these spectacular scientific truths of transforming nutritive substances by genome into genomic-things (where genomic-things increase or grow in both individual size and number of individuals) and

compatibility of these correct (accurate) laws with the Law of Conservation of Matter, it can be wondered how ridiculously wrong Professor Dave is together with his fake sciences of Biology.

We have to be careful, the science of genomic-viruses cannot be overlooked or neglected because genomic-viruses such as Covid-19 are threatening the existence of humans on Earth!! [14].

The type of reproduction in the life cycle of the parasitic generation of *Strongyloides stercoralis* is explained to be Parthenogenesis. This is a naked lie that has been found in fake sciences of Biology for centuries, misleading student children and confusing superscientists of genomological sciences. The actual or practically and spectacularly observed type of reproduction in the life cycle of the parasitic generation of *Strongyloides stercoralis* is sexual, very similar to that of the free-living generation of *S. stercoralis* in soil [15, 16]. The reason for why fake biologists go to that dangerous extent of echoing what some other liars have said, is because they are not interested in, or not devoted to science to know the secrets of science, and they do not like to do practical or experimental work with bad smell of stool in particular. Thus, it is better for fake biologists or professors to be liars than doing investigative research work with bad smell of stool (Example: Fig. 2, video 3). In both free-living & parasitic generations of *S. stercoralis*:

- ▶ curved or coiled posterior body part of male,
- ▶ pair of uteri in female,
- ▶ pair of ovaries in female,
- ▶ vulva in female,
- ▶ cloaca with spicules & spicule pouch in male, and
- ▶ the form or position of copulation

are exactly the same because all of these structures are synthesized by the same genome of the same species, i.e., of *S. stercoralis*. The same species with the same genome is having two types of compatible environment where one of it is the external environment in soil and the second one is the internal genomochemical environment of human host. Hence, *S. stercoralis* is defined as the product of reaction of:

- ▶ its genome and its nutritive substances in each of its two compatible environmental types.

S. stercoralis is very pathogenic and is referred to as a hidden killer. In spite of dangerousness of *S. stercoralis* to this extent, the fake sciences of Biology have been confusing the scientific communities of the world for centuries without even correctly identifying its life cycle. Look, how the fake biologist is lying, misleading student children, and confusing genomologists of the world in Fig. 2, video 3 [15, 16]!!!! Not only parthenogenesis, there are also some other fake biologists

who state that the type of reproduction of *S. stercoralis* is protandrogony (hermaphroditic) type of reproduction [16].

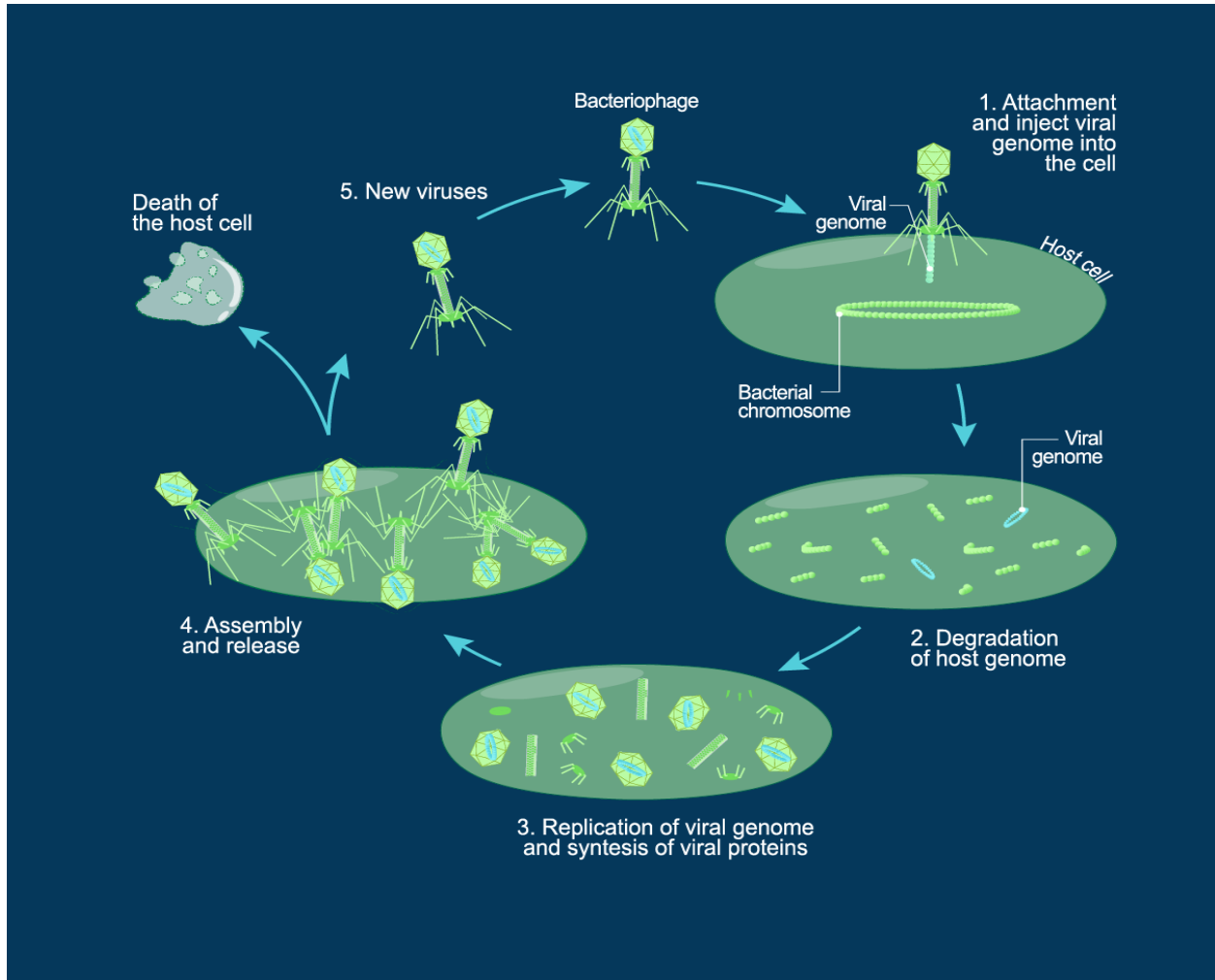


Figure 4: Replication of viral Genomes and synthesis of viral Proteins from those of the bacterial host cell.

Note: Daughter viral genomes & viral proteins are produced from those of host cell by:

- ▶ digesting host cell's genome into nucleotides, and
- ▶ digesting host cell's proteins into amino acids;

so that these nucleotides are used as the raw materials or building blocks for the replication of daughter viral Genomes and the amino acids are used as the raw materials for the synthesis of daughter viral Proteins. Note that the chemical composition of genomes found in all species of all genomic-things is the same. Building blocks of all kinds of genomes in all species of all genomic-things are nucleotides. That is why viral genome can be fused with human genome, forming a recombinant genome.

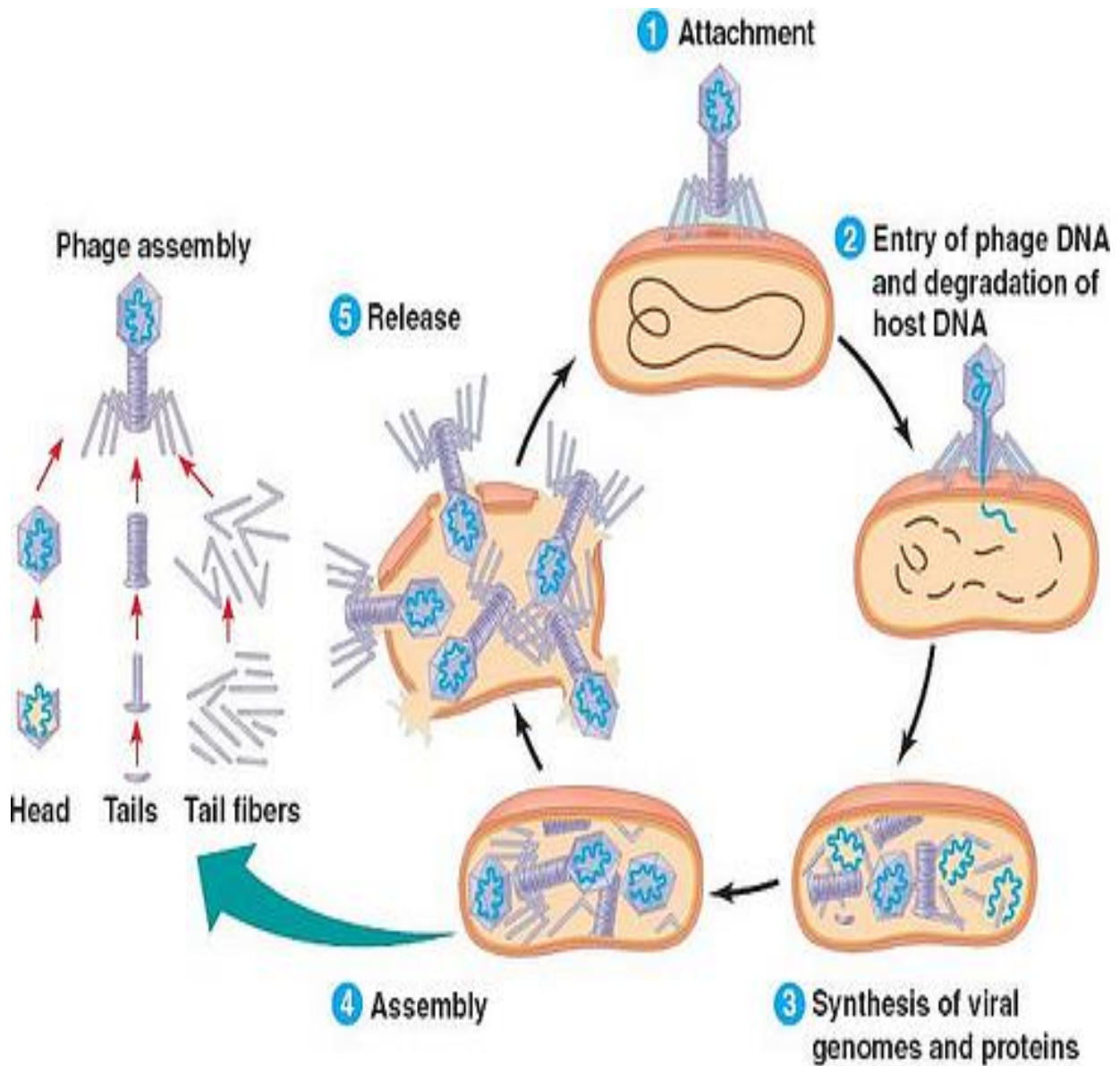


Figure 5: Replication of viral Genomes and synthesis of viral Proteins from those of the host cell.

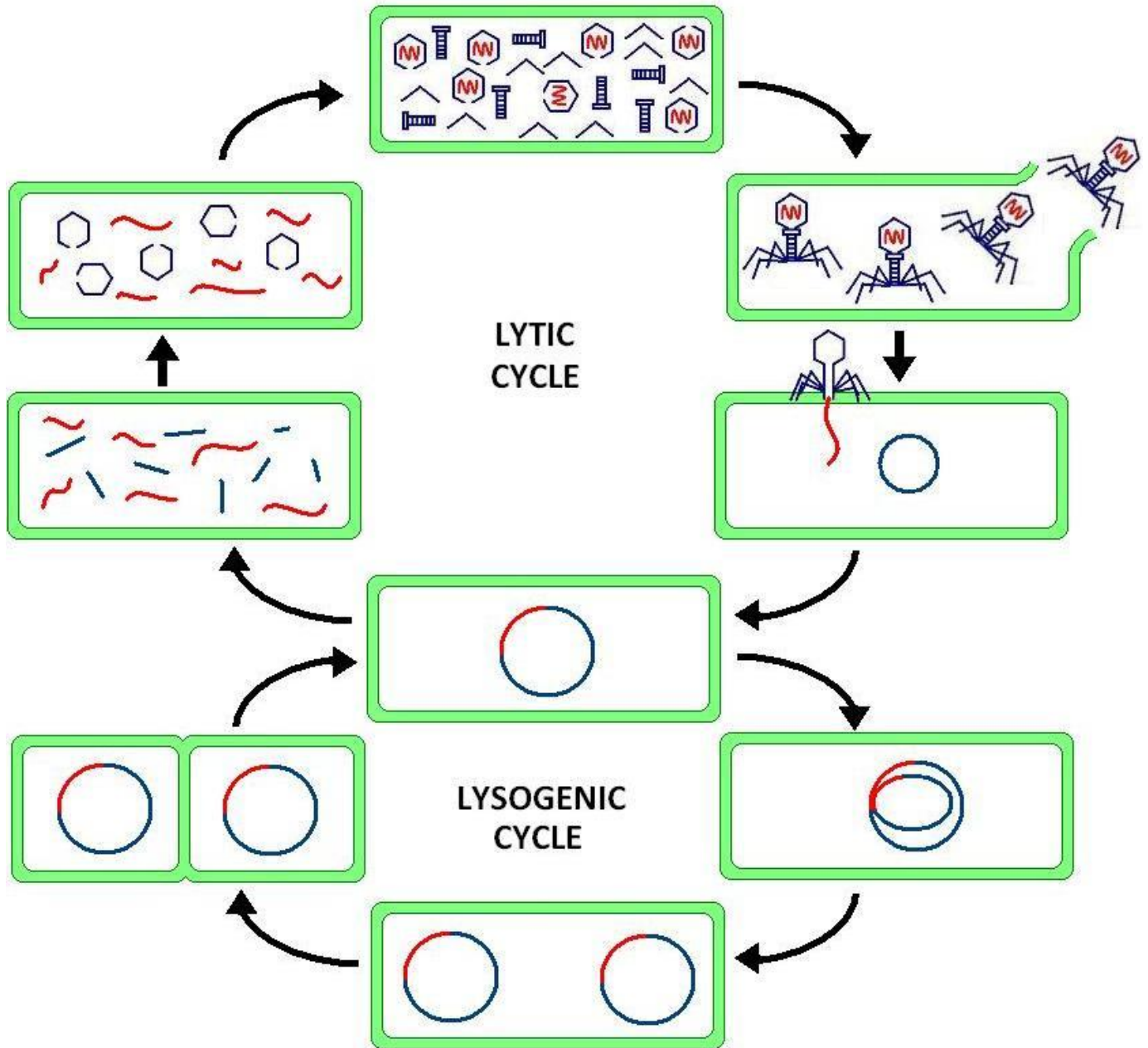


Figure 6: Summary of Lytic & Lysogenic Cycles of a bacteriophage in its bacterial host cells.

CONCLUSION



Body organization of individual organisms of genomic-things is categorized at three levels:

- ▶ Genomic viral organism level,
- ▶ Genomic single-celled organism level, and
- ▶ Genomic multicellular organism level.



Sex of a person is determined by X DNA & Y DNA molecules and not by X & Y chromosomes.



Male reproductive organs are synthesized by expressive functions of genes found in X & Y DNA molecules whereas female reproductive organs are synthesized by expressive functions of genes found in X & X DNA molecules.



Specifically, human Genome is composed of 46 DNA molecules but not of 46 chromosomes because the structural proteins associated with the DNA molecule in each chromosome are not part of the Genome. The proteins associated with DNA in each chromosome are synthesized by the Genome, i.e., they are translations from the transcripts of the Genome.



Fake sciences of Biology together with the term biology itself are absolutely and irreversibly replaced by true sciences of Genomology.



The misleading terms of fake sciences of Biology known as:

- ▶ biological science,
- ▶ biologist,
- ▶ biotechnology,
- ▶ living-things,

- ▶ nonliving-things, and
- ▶ biology

are totally discarded from the sciences of Genomology and replaced by:

- ▶ genomological science,
- ▶ genomologist,
- ▶ genomotechnology,
- ▶ genomic-things,
- ▶ nongenomic-things, and
- ▶ genomology

respectively. The terms medicine & agriculture are taken into genomological sciences as they are, i.e., without any terminological change in them. With these truths in mind, genomological sciences = pure genomology and genomotechnology + medicine + agriculture.



A genomic-thing is defined as the product of reaction of:

- ▶ its genome and its nutritive substances in its compatible environment.

Based on the definition of a genomic-thing given above, the Science of Environmental Protection is crucially and indispensably important to make this planet (Earth) a safe & better place for all human races to live.



Biology is the study of living-things and it cannot define what a living-thing is, pretending to disguise with the characteristics of living-things. A characteristic cannot be a definition because a definition states what something is by excluding other possibilities such as characteristics of living-things. On the other hand, Genomology is the study of genomic-things and it can define what a genomic-thing is precisely by excluding other possibilities such as the characteristics of genomic-things.



Genomological sciences are collectively referred to as superscience because of the amazingly automatic function of the single molecule termed Genome, being the only

molecule capable of self-copying reproduction and synthesizing all other nongenome molecules, organelles, genomic-viruses, cells, tissues, organs, systems, and the entire body of each individual organism in every species of all genomic-things. Therefore, the scientists who study or deal with this superscience are known as superscientists or genomologists. The word Genomology or Genomic-thing is derived from the unique automatic molecule termed Genome. Genome is unique to genomic-things. In other words, genome is found only in genomic-things.



Both free-living & parasitic generations of *Strongyloides stercoralis* belong to the same species and have the same genome that has synthesized them. Because of this definite scientific truth all male & female reproductive organs and systems in both free-living & parasitic generations of *S. stercoralis* are exactly the same and the type of reproduction is Sexual.



Dear Superscientists of the world!

1. I have worked out Genome Model/the sciences of Genomology. This achievement could have been impossible without your scientific investigations which have been accurate evidences for correctness of our superscience. My achievement is the resultant outcome of scientific investigations of all Superscientists. With this accountability in mind, I am pleased to request you to confirm/endorse or approve (in Global Science Forum) the fact that the fake sciences of Biology together with the erroneous & misleading term **Biology** itself are discarded, being replaced by correct sciences of **Genomology**.

2. Hereafter, i.e., after knowing how wrong the terms **Biology** & living-thing (with its opposite term) are, teaching fake sciences of **Biology** is equivalent to:

▶ giving poison to our student children of all human races of the world instead of milk,

and

► taking stool with spoons into our mouths!!!!

Ethics: I declare that no ethical error is committed in the production of this paper. I also declare that I don't have any conflict of interest with anybody.

Acknowledgements: I am deeply grateful to scientists acknowledged in the text and list of references of this paper for their providing me with confidential data that can be counterchecked, for their correctness, with observable facts in the natural environment as well as with truths in reputable journals, and Internet. I was initially (originally) mobilized or activated by two English biologists' exclamatory wondering, to generate Genome Model and sciences of Genomology. Those two English biologists named Toole G & Toole S stated: "We define that biology is the study of living-things and then we admit that we do not know what a living-thing is!!". This is so because science cannot develop without science. I am really thankful to authors of musical art & musicians for their carefully following and transforming my published articles of genomological sciences into musical films. I am very strongly thankful to those global scientific communities for their genuinely following my task of performing to establish the sciences of Genomology and for their authentic thanking me by way of emails for what I have contributed to the scientific world of Genomology. My thanks definitely go to genomologists who are involved in presenting video lessons of the 11 functional arms or systems of human Genome in Figure 1.

Connect your computer to Internet. **Steps of opening the video:** Select, copy and paste the title of the video (only the blue colored & underlined) on Google search space on your computer desktop screen and then press Enter Key of your computer keyboard. Click Video. Now, click the slide with the correct Title of video you pasted because when the video is copied & pasted, several other unwanted videos will appear together. When video 1 ends playing, repeat the same steps for playing of video 2 etc.

Title of video 1: [Berhe Amare - Kihdet \(Official Video\) Ethiopian Tigrigna Music](#)

Title of video 2: [Haylesus Fevssa - Fikir Tewedele ፍቅር ተወደደ - New Ethiopian Music 2020](#)

Title of video 3: [Tokichaw - Endanehon Selam እንዳንሆን ሰላም - New Ethiopian Music 2021](#)

Title of video 4: [Nati TV - Lul Tedros I Yikeses telo \(ይከሰስ ተሎ\) - New Eritrean Tigrigna Music 2021](#)

Title of video 5: [Ethiopian Music Tewachew Adane ተዋቸው አዳነ \(ዩደት በሬ\) - New Ethiopian Music 2021](#)

Title of video 6: [Eyayu Gebresclassie - Sekela ሰከላ - New Ethiopian Music 2021](#)

Title of video 7: [አትንኩን #Atenkun 2021 #EthiopianNews #Music #Video #fukera #shelela ሼር የማድረግ የእርስዎ ጉዳይ ነው ዘራፍ#zeraf](#)

Title of video 8: [Ethiopian Music Tizazu Betru ትዝቶ በትሩ \(አማራ ነኝ\) - New Ethiopian Music 2021](#)

Title of video 9: [Ethiopian Music Berhanu Tave \(Neka\) ብርሃኑ ታዬ \(ገቃ\) - New Ethiopian Music 2021](#)

Title of video 10: [Senedu Alie - Wevolet ወዮላት - New Ethiopian Music 2021](#)

Title of video 11: [HAGEREY » ARTIST AWEL SAID - NEW POEM “ ሃገረይ ” ብ አወል ስዒድ 2021](#)

Title of video 12: [Melake Abraham - Arha - ኣርሓ - New Eritrean Music 2021](#)

Title of video 13: [Yizez Melaku ሃምሳ አለቃ ይዘቱ ሙላኮ \(አምቢ ለሃገራ\) - New Ethiopian Music 2021](#)

Title of video 14: [Ethiopian Music Fikir Admas \(Alfetam\) ፍቅር አድማስ \(አልፈታም\) - New Ethiopian Music 2021](#)

Title of video 15: [Fasil Demoz and Jacky Gosee 2014 - Enkokelesh](#)

Title of video 16: [Anteneh Tesfaye \(Ashaferegn\) አንተነህ ተስፋዬ \(አሸፈረኝ\) - New Ethiopian Music 2021](#)

Title of video 17: [Kasahun Tave \(Sora\) - Wedet - ካሳሁን ታዬ \(ሶራ\) - ወደት ወደት - New Ethiopian Music 2021](#)

Title of video 18: [ela tv - Michael Yacob Chapiko - Fanus Esele - New Eritrean Music 2020](#)

Figure 7: Musical films displayed in honor of the uniquely automatic molecule termed Genome.

References

- [1]. Woodruff LL. History of biology. The Scientific Monthly. 2021; 253-281.
Available at: <https://about.jstor.org/terms>
- [2]. Woodruff LL. History of biology. The Scientific Monthly. 1921; 12(3): 253-281.
Available at:
- [3]. Feleke E. Genome-sequence, zygote, differentiation of embryonic stem cells into structurally and functionally different specialized body cells in humans: there is no “junk DNA” at all in the human genome!!!! Accepted by a reputable Journal & publication online is underway.

- [4]. Feleke E. Human Genome Response or Immune Response: Human genome & its discrimination of self from nonself. Accepted by a reputable Journal & publication online is underway.
- [5]. Feleke E. Genomic-things. International Journal of Development Research. 2020; 10(05): 35498-35504.
- [6]. Feleke E. Biological viruses are certainly living-things and switching off genomic metabolism. European Journal of Biology and Medical Science Research. 2018; 6(5): 19-41.
- [7]. Figure 2, Video 2.
- [8]. Feleke E. Immune responses against autointracellular pathogenic genomes or cancered cells. International Journal of Development Research. 2018; 08(07): 21489-21496.
- [9]. Feleke E. Genome Model of living-things, definition of a living-thing, and the position of biological viruses among living-things. International Journal of Current Research. 2017; 9(07): 53764-53778.
- [10]. Feleke E. Dynamic and detailed Genome Model of living-things. International Journal of Development Research. 2018; 08(08): 22138-22152.
- [11]. Feleke E. Role of genome in type 1 diabetes mellitus and pathogenic mutation. European Journal of Biology and Medical Science Research. 2019; 7(3): 35-48.
- [12]. Figure 2, Video 1.
- [13]. Toole G, Toole S. Understanding Biology for Advanced Level. London: 1987.
- [14]. Feleke E. Pandemicity of Covid-19 in humans. International Journal of Development Research. 2021; 11(01): 43373-43378.
- [15]. Feleke E. Spectacular presence of parasitic males of *Strongyloides stercoralis* in human host. Microbiology Research International. 2018; 6(2): 16-23.
- [16]. Feleke E. Superproof about Sexual Reproduction and life cycle in the parasitic generation of *Strongyloides stercoralis* in Human Host. Afro-Egypt J Infect Endem Dis. 2016; 6(1): 1-6.

Notes:

Habesha twin countries – Ethiopia & Eritrea are devoted to stand for permanent:

► Human Right, and

► Global Peace,

facilitating for drastic growth of economy in East Africa.



(a)



(b)

Figure 8A: National flags of (a) Ethiopia; and (b) Eritrea.




(a)



(b)

Figure 8B: National flags of (a) Ethiopia; and (b) Eritrea.



Feleke Eriso Orbalo BSc, MSc, PhD

Feleke EO is the:

- ▶ son of rain-bow colored Ethiopia,
- ▶ father of genomic-things, and
- ▶ generator of Genomology.